

PRO LINK **SUPPLY**

General Information



General Information

FOUR CONVENIENT LOCATIONS to serve you located at:

ProLink Supply Ltd.
23416 River Road
Maple Ridge, B.C. V2W 187
mapleridge@prolinksupply.com
(604) 466-8839

ProLink Supply Inc.
8100 Tacoma Mall Blvd
Tacoma, Washington 98499
sales@prolinksupply.com
(253) 244-7082

ProLink Idaho LLC
1412 Freedom Ave Ste B
Caldwell, Idaho 83605
caldwell@prolinksupply.com
(208) 776-5465

ProLink Oregon LLC
1885 16th Street SE
Salem, Oregon 97302
salem@prolinksupply.com
(503) 990-6455

HOURS OF OPERATION

March through November:
Monday through Friday 7:00 am to 4:30 pm.

December through February:
Monday through Friday 7:30 am to 4:00 pm.

Times subject to change.

DELIVERY SERVICE - ProLink Supply offers quick and convenient delivery service with our own fleet of trucks. Please check your local branch for their delivery schedule.

All deliveries are based on route, weather and truck weight limits. Days and deliveries are subject to change based on these factors. Delivery charges may apply.

(Special deliveries are a possibility, please call and inquire.)

DELIVERY AND SHIPPING POLICY

I) PRICING

- Materials will be delivered at the prevailing price at time of order unless otherwise quoted.

II) DELIVERY AND FREIGHT CHARGES

- All orders are shipped freight collect or added to the invoice unless quoted as prepaid.

- All air shipments and orders requiring special handling will be shipped freight collect or added to the invoice.

III) DAMAGE CLAIMS

- Materials shipped from our warehouse are considered to be the property of the consignee. The responsibility to file a claim belongs to the customer should damage occur. All shipments should be inspected immediately upon arrival and notification of any damage made to the freight carrier.

- ProLink Supply is not responsible for any damage caused by the carrier.

General Information

IV) RETURN GOODS

- All returned goods are subject to a 20% restock charge.
- All materials must be returned at customer's expense.
- Any materials returned to our warehouse requires prior approval from our sales staff. Please call for a RMA (Return Materials Authorization) prior to returning the materials.
- No product will be accepted for return if:
 - the material is a custom order or custom size.
 - not in resalable condition.
 - material was purchased over 30 days prior to date of return.

V) C.O.D. SHIPMENTS

- All C.O.D. shipments require payment by certified funds, cash or money order, unless other arrangements have been made with our credit department.
- Any C.O.D. shipment refused by the customer will place the account on cash-in-advance status.
- Paying by credit card may incur a 3% convenience fee.

VI) WARRANTY

- ProLink Supply will replace any defective material only as warranted by the manufacturer.

VII) LIMITATION OF CLAIMS

- There are no warranties except that material sold shall be merchantable quality and shall conform to manufacturer specifications. The **BUYER** assumes all risks whatsoever as to the result of the use of materials purchased, whether used singly or in combination with other materials or substances. No claim by **BUYER** of any kind shall be greater in amount than the purchase price of the materials in respect to which damages are claimed. In addition, the **SELLER** shall have no liability whatsoever of incidental, indirect or consequential damages (including, but not limited to, damages for injuries to persons or to property). Failure by **BUYER** to give **SELLER** written notice of claim within 30 days from date of delivery shall constitute a waiver by **BUYER** of all claims in respect to such materials. Any action for breach of this contract (other than for nonpayment of the purchase price) must be commenced within one year after the cause of action has occurred.

PRODUCTS

- ProLink Supply maintains a complete stock of items in this catalog with the exception of items not normally used in everyday production. ProLink Supply strives to keep all items in stock; however, there are times where demand and manufacturing shortages may delay material fulfillment; these situations are beyond ProLink Supply's control and has no obligation to rush materials via air or priority services to fulfill backorder. Items listed in this catalog that are not normally stocked by ProLink Supply can be ordered from manufacturers' stock on a special order basis.

General Information

TERMS OF SALE

- All charges are due at time of delivery unless on approved credit. The terms for credit are **NET 30 days** unless other arrangements have been made with our credit department.

- All charges remaining unpaid by the end of the 2nd month following the month of purchase (30 days past due) will be subject to interest and service charges of 1-1/2% (annual simple interest rate of 18%) and will be subject to withdrawal of credit privileges.

- If any charges remain unpaid after 90 days, open account privileges will be withdrawn until the account is brought to a current status.

NO EXCEPTIONS TO THIS POLICY.

- Any customer placed on C.O.D. status will be required to make satisfactory arrangements for payment of the old balance, as any account over 90 days past due will be placed for collections. We will be flexible in working out a note or other arrangements to clear the old balance.

- Extension of credit after current status has again been reached will be subject to a 30 day grace period with review and approval of the credit department.

- Unused Accounts: Any account that is inactive for a period of one year will be deleted from our system and will require submission of a new credit application to have account reinstated.

- Returned checks: All returned checks are subject to a \$50.00 service charge.

TERMS OF SALE (CONT.)

- A 3% fee will apply to all account balances paid by credit card outside the terms of your account.

Our credit department periodically informs customers in a past due status of their standing in relation to the above credit policy.

CREDIT POLICY - ProLink Supply provides credit terms based on approved credit applications.

Notes: _____

Catalogue Legend

C.T.O. - means please call to order that product
#/P - means the number of units per pallet
◇ - 'Diamond' or 'Square': the size of spacing between each wire in a spread of chainlink mesh.

'**ZZ**' denotes a variation in a mesh's edge. There are 3 options to purchase:

- KK**=Knuckle & Knuckle edged mesh
- BK**=Barb & Knuckle edged mesh
- BB**=Barb & Barb edged mesh
- C**=The featured mesh comes in compacted rolls

'**YY**' denotes a variation in mesh material:

- G or Ga**: Galvanized
- BK/BL**: Black (Vinyl-Coated)
- GN**: Green (Vinyl-Coated)
- BN**: Brown (Vinyl-Coated)

'**XX**' denotes the colour options for privacy slats:

- GN**: Green
- BL**: Black
- BR**: Brown
- GY**: Grey
- RW**: RedWood
- TA**: Tan
- WH**: White
- SB**: Sky Blue
- RB**: Royal Blue

The same '**XX**' applies for vinyl fence colours:

- DF**: Mesquite
- WH**: White
- TN**: Sand
- DW**: Dark Walnut
- CC**: Coastal Cedar
- WA**: Weathered Aspen
- CY**: Clay
- SG**: Slate Grey
- DS**: Dark Sequoia

'**WW**' specifies a product's material:

- PS**: Pressed Steel
- BL**: Black Powdercoated Steel
- MA**: Malleable
- BM**: Black Malleable
- AL**: Aluminum
- NY**: Nylon
- GI**: Galvanized Iron
- DC**: Die Cast

OTHER NOTES

All weights are given in pounds except stated otherwise, same with all lengths in either inches or feet.

'Diamond' is synonymous with 'Square': the size of the spacing in between each wire in a spread of chainlink mesh.

Some products occur twice in multiple sections, this is intended to optimize your search.


TABLE OF CONTENTS

The categories of products are as follows:

- Mesh (Canada)-**MHC**
- Mesh (U.S.A.)-**MHA**
- Privacy Slats-**PRS**
- Pipe (Canada)-**PIC**
- Pipe (U.S.A.)-**PIA**
- Agricultural-**AGR**
- Residential Gates-**RGA**
- Gate Hardware-**HAR**
- Fittings-**FIT**
- Ornamental-**ORN**
- Vinyl-**VIN**
- Wood-**WOO**
- Other Accessories-**ACC**
- Tools-**TOO**

PROLINK **SUPPLY**

Mesh (U.S.A.)



11 Gauge Galvanized (.115)

US Item #	◇	Edge	Height	Weight/ft	Unit (ft)	#/P
CLGB20011036ZZ	2"	KK	36"	1.14 lbs	Roll (50)	9
CLGB20011042ZZ	2"	KK	42"	1.33 lbs	Roll (50)	9
CLGB20011048ZZ	2"	KK	48"	1.80 lbs	Roll (50)	9
CLGB20011060ZZ	2"	KK	60"	2.00 lbs	Roll (50)	9
CLGB20011072ZZ	2"	BK, KK, BB	72"	2.85 lbs	Roll (50)	9
CLGB20011084ZZ	2"	BK, KK, BB	84"	3.30 lbs	Roll (50)	9
CLGB20011096ZZ	2"	BK, KK, BB	96"	3.80 lbs	Roll (50)	9
CLGB20011120ZZ	2"	BK, KK, BB	120"	4.05 lbs	Roll (50)	9
CLGB20011144ZZ	2"	BK, KK, BB	144"	5.65 lbs	Roll (50)	9



9 Gauge Galvanized (.145)


US Item #	◇	Edge	Height	Weight/ft	Unit (ft)	#/P
CLGB20009036ZZ	2"	KK	36"	2.18 lbs	Roll (50)	9
CLGB20009042ZZ	2"	KK	42"	2.55 lbs	Roll (50)	9
CLGB20009048ZZ	2"	KK	48"	2.91 lbs	Roll (50)	9
CLGB20009060ZZ	2"	KK	60"	3.64 lbs	Roll (50)	9
CLGB20009072ZZ	2"	BK, KK, BB	72"	4.37 lbs	Roll (50)	9
CLGB20009084ZZ	2"	BK, KK, BB	84"	5.10 lbs	Roll (50)	9
CLGB20009096ZZ	2"	BK, KK, BB	96"	5.82 lbs	Roll (50)	9
CLGB20009108ZZ	2"	BK, KK, BB	108"	6.55 lbs	Roll (50)	9
CLGB20009120ZZ	2"	BK, KK, BB	120"	7.28 lbs	Roll (50)	9
CLGB20009144ZZ	2"	BK, KK, BB	144"	8.74 lbs	Roll (50)	9
CLGB13409036ZZ	1 3/4"	KK	36"	2.73 lbs	Roll (25)	16
CLGB13409042ZZ	1 3/4"	KK	42"	3.19 lbs	Roll (25)	16
CLGB13409048ZZ	1 3/4"	KK	48"	3.65 lbs	Roll (25)	16
CLGB13409060ZZ	1 3/4"	KK	60"	4.56 lbs	Roll (25)	16
CLGB13409072ZZ	1 3/4"	KK	72"	5.47 lbs	Roll (25)	16
CLGB13409084ZZ	1 3/4"	KK	84"	6.38 lbs	Roll (25)	16
CLGB13409096ZZ	1 3/4"	KK	96"	7.28 lbs	Roll (25)	16
CLGB13409108ZZ	1 3/4"	KK	108"	8.20 lbs	Roll (25)	16
CLGB13409120ZZ	1 3/4"	KK	120"	9.11 lbs	Roll (25)	16
CLGB13409144ZZ	1 3/4"	KK	144"	10.93 lbs	Roll (25)	16
CLGB11209036ZZ	1 1/2"	KK	36"	2.61 lbs	Roll (25)	16
CLGB11209042ZZ	1 1/2"	KK	42"	3.12 lbs	Roll (25)	16
CLGB11209048ZZ	1 1/2"	KK	48"	3.56 lbs	Roll (25)	16
CLGB11209060ZZ	1 1/2"	KK	60"	4.46 lbs	Roll (25)	16

9 Gauge Galvanized (.145)

US Item #	◇	Edge	Height	Weight/ft	Unit (ft)	#/P
CLGB11209072ZZ	1 1/2"	KK	72"	5.34 lbs	Roll (25)	16
CLGB11209084ZZ	1 1/2"	KK	84"	6.24 lbs	Roll (25)	16
CLGB11209108ZZ	1 1/2"	KK	108"	8.02 lbs	Roll (25)	16
CLGB11209120ZZ	1 1/2"	KK	120"	9.10 lbs	Roll (25)	16
CLGB11209144ZZ	1 1/2"	KK	144"	10.68 lbs	Roll (25)	16
CLGB11409036ZZ	1 1/4"	KK	36"	4.00 lbs	Roll (25)	16
CLGB11409042ZZ	1 1/4"	KK	42"	4.66 lbs	Roll (25)	16
CLGB11409048ZZ	1 1/4"	KK	48"	5.33 lbs	Roll (25)	16
CLGB11409060ZZ	1 1/4"	KK	60"	6.67 lbs	Roll (25)	16
CLGB11409072ZZ	1 1/4"	KK	72"	8.00 lbs	Roll (25)	16
CLGB11409084ZZ	1 1/4"	KK	84"	9.33 lbs	Roll (25)	16
CLGB11409096ZZ	1 1/4"	KK	96"	10.66 lbs	Roll (25)	16
CLGB11409108ZZ	1 1/4"	KK	108"	12.00 lbs	Roll (25)	16
CLGB11409120ZZ	1 1/4"	KK	120"	13.30 lbs	Roll (25)	16
CLGB11409144ZZ	1 1/4"	KK	144"	16.00 lbs	Roll (25)	16
CLGB10009036ZZ	1"	KK	36"	4.65 lbs	Roll (25)	16
CLGB10009042ZZ	1"	KK	42"	5.43 lbs	Roll (25)	16
CLGB10009048ZZ	1"	KK	48"	6.30 lbs	Roll (25)	16
CLGB10009060ZZ	1"	KK	60"	7.75 lbs	Roll (25)	16
CLGB10009072ZZ	1"	KK	72"	9.30 lbs	Roll (25)	16
CLGB10009084ZZ	1"	KK	84"	10.85 lbs	Roll (25)	16
CLGB10009296ZZ	1"	BK, KK, BB	96"	12.40 lbs	Roll (25)	16
CLGB10009108ZZ	1"	KK	108"	13.95 lbs	Roll (25)	16
CLGB10009120ZZ	1"	KK	120"	15.50 lbs	Roll (25)	16
CLGB10009144ZZ	1"	KK	144"	18.60 lbs	Roll (25)	16

6 Gauge Galvanized (.192)

US Item #	◇	Edge	Height	Weight/ft	Unit (ft)	#/P
00600ZZ	2"	KK	36"	3.64 lbs	Roll (25)	16
00601ZZ	2"	KK	42"	4.24 lbs	Roll (25)	16
00602ZZ	2"	KK,BB	48"	4.84 lbs	Roll (25)	16
00603ZZ	2"	KK	60"	6.06 lbs	Roll (25)	16
00604ZZ	2"	BK,KK,BB	72"	7.26 lbs	Roll (25)	16
00605ZZ	2"	BK,KK,BB	84"	8.48 lbs	Roll (25)	16
00606ZZ	2"	BK,KK,BB	96"	8.73 lbs	Roll (25)	16
00607ZZ	2"	BK,KK,BB	108"	10.90 lbs	Roll (25)	16
00608ZZ	2"	BK,KK,BB	120"	12.10 lbs	Roll (25)	16
00610ZZ	2"	BK,KK,BB	144"	14.52 lbs	Roll (25)	16
00630ZZ	1 3/4"	KK	36"	4.38 lbs	Roll (25)	16
00631ZZ	1 3/4"	KK	42"	5.12 lbs	Roll (25)	16
00632ZZ	1 3/4"	KK	48"	5.84 lbs	Roll (25)	16
00633ZZ	1 3/4"	KK	60"	7.30 lbs	Roll (25)	16
00634ZZ	1 3/4"	BK,KK,BB	72"	8.76 lbs	Roll (25)	16
00635ZZ	1 3/4"	BK,KK,BB	84"	10.20 lbs	Roll (25)	16
00636ZZ	1 3/4"	BK,KK,BB	96"	11.68 lbs	Roll (25)	16
00637ZZ	1 3/4"	BK,KK,BB	108"	13.14 lbs	Roll (25)	16
00638ZZ	1 3/4"	BK,KK,BB	120"	14.60 lbs	Roll (25)	16
00640ZZ	1 3/4"	BK,KK,BB	144"	17.52 lbs	Roll (25)	16
00660ZZ	1.5"	KK	36"	5.70 lbs	Roll (25)	16
00661ZZ	1.5"	KK	42"	6.65 lbs	Roll (25)	16
00662ZZ	1.5"	KK	48"	7.60 lbs	Roll (25)	16
00663ZZ	1.5"	KK	60"	9.50 lbs	Roll (25)	16
00664ZZ	1.5"	KK,BB	72"	11.40 lbs	Roll (25)	16
00665ZZ	1.5"	BK,KK,BB	84"	13.30 lbs	Roll (25)	16
00666ZZ	1.5"	BK,KK,BB	96"	15.20 lbs	Roll (25)	16
00667ZZ	1.5"	BK,KK,BB	108"	17.10 lbs	Roll (25)	16
00668ZZ	1.5"	BK,KK,BB	120"	22.80 lbs	Roll (25)	16
00670ZZ	1.5"	BK,KK,BB	144"	26.35 lbs	Roll (25)	16




9 Gauge Vinyl Extruded

US Item #	Colour	◇	Edge	Height	Weight/ft	Unit (ft)	#/P
CL(YY)20009036KK	BL,GN	2"	KK	36"	1.23 lbs	Roll (50)	9
CL(YY)20009042KK	BL,GN	2"	KK	42"	1.44 lbs	Roll (50)	9
CL(YY)20009048KK	BL,GN	2"	KK	48"	1.64 lbs	Roll (50)	9
CL(YY)20009060KK	BL,GN	2"	KK	60"	2.05 lbs	Roll (50)	9
CL(YY)20009072KK	BL,GN	2"	KK	72"	2.46 lbs	Roll (50)	9

8 Gauge Vinyl Extruded (11 Gauge Core)

US Item #	Colour	◇	Edge	Height	Weight/ft	Unit (ft)	#/P
CL(YY)20008036KK	BL,GN	2"	KK	36"	1.40 lbs	Roll (50)	9
CL(YY)20008042KK	BL,GN	2"	KK	42"	1.62 lbs	Roll (50)	9
CL(YY)20008048KK	BL,GN	2"	KK	48"	2.16 lbs	Roll (50)	9
CL(YY)20008060KK	BL,GN	2"	KK	60"	2.70 lbs	Roll (50)	9
CL(YY)20008072KK	BL,GN	2"	KK	72"	3.24 lbs	Roll (50)	9
CL(YY)20008084KK	BL,GN	2"	KK	80"	3.78 lbs	Roll (50)	9
CL(YY)20008096KK	BL,GN	2"	KK	96"	4.32 lbs	Roll (50)	9



6 Gauge Vinyl - Black

US Item #	◇	Edge	Height	Weight/ft
CLBK20006036ZZ	2"	KK	36"	2.40 lbs
CLBK20006042ZZ	2"	KK	42"	2.72 lbs
CLBK20006048ZZ	2"	KK	48"	3.10 lbs
CLBK20006060ZZ	2"	KK	60"	3.88 lbs
CLBK20006072ZZ	2"	BK, KK, BB	72"	4.66 lbs
CLBK20006084ZZ	2"	BK, KK, BB	84"	5.42 lbs
CLBK20006096ZZ	2"	BK, KK, BB	96"	6.20 lbs
CLBK20006108ZZ	2"	BK, KK, BB	108"	6.98 lbs
CLBK20006120ZZ	2"	BK, KK, BB	120"	7.76 lbs
CLBK20006144ZZ	2"	BK, KK, BB	144"	9.30 lbs
CLBK13406036ZZ	1 3/4"	KK	36"	2.40 lbs
CLBK13406042ZZ	1 3/4"	KK	42"	2.90 lbs
CLBK13406048ZZ	1 3/4"	KK	48"	3.34 lbs
CLBK13406060ZZ	1 3/4"	KK	60"	4.16 lbs
CLBK13406072ZZ	1 3/4"	KK	72"	5.00 lbs
CLBK13406084ZZ	1 3/4"	KK	84"	5.80 lbs
CLBK13406096ZZ	1 3/4"	KK	96"	6.66 lbs
CLBK13406108ZZ	1 3/4"	KK	108"	7.50 lbs
CLBK13406120ZZ	1 3/4"	KK	120"	8.34 lbs
CLBK13406144ZZ	1 3/4"	KK	144"	10.00 lbs



US Item #	◇	Edge	Height	Weight/ft
CLBK11206036ZZ	1 1/2"	KK	36"	N/A
CLBK11206042ZZ	1 1/2"	KK	42"	N/A
CLBK11206048ZZ	1 1/2"	KK	48"	N/A
CLBK11206060ZZ	1 1/2"	KK	60"	N/A
CLBK11206072ZZ	1 1/2"	KK	72"	N/A
CLBK11206084ZZ	1 1/2"	KK	84"	N/A
CLBK11206096ZZ	1 1/2"	KK	96"	N/A
CLBK11206108ZZ	1 1/2"	KK	108"	N/A
CLBK11206120ZZ	1 1/2"	KK	120"	N/A
CLBK11206144ZZ	1 1/2"	KK	144"	N/A
CLBK11406036ZZ	1 1/4"	KK	36"	3.00 lbs
CLBK11406042ZZ	1 1/4"	KK	42"	4.30 lbs
CLBK11406048ZZ	1 1/4"	KK	48"	4.88 lbs
CLBK11406060ZZ	1 1/4"	KK	60"	6.10 lbs
CLBK11406072ZZ	1 1/4"	KK	72"	7.32 lbs
CLBK11406084ZZ	1 1/4"	KK	84"	8.50 lbs
CLBK11406096ZZ	1 1/4"	KK	96"	9.70 lbs
CLBK11406108ZZ	1 1/4"	KK	108"	10.98 lbs
CLBK11406120ZZ	1 1/4"	KK	120"	11.00 lbs
CLBK11406144ZZ	1 1/4"	KK	144"	13.00 lbs
CLBK10006036ZZ	1"	KK	36"	4.70 lbs
CLBK10006042ZZ	1"	KK	42"	4.80 lbs
CLBK10006048ZZ	1"	KK	48"	5.56 lbs
CLBK10006060ZZ	1"	KK	60"	6.95 lbs
CLBK10006072ZZ	1"	KK	72"	8.34 lbs
CLBK10006084ZZ	1"	KK	84"	9.73 lbs
CLBK10006096ZZ	1"	KK	96"	11.12 lbs
CLBK10006108ZZ	1"	KK	108"	12.51 lbs
CLBK10006120ZZ	1"	KK	120"	13.90 lbs
CLBK10006144ZZ	1"	KK	144"	16.68 lbs

Note: All SKUs come in rolls of 25ft with 16 rolls per pallet

PRO LINK SUPPLY

Privacy Slats



Colour Legend (See p.6 for more information)

From left to right are the colours available for slats ('XX'):


Royal Blue (RB), Brown (BR), RedWood (RW), White (WH), Sky Blue (SB), Black (BL), Grey (GY), Tan (TN), and Green (GR)



This mesh comes preslatted for easy installation and extra coverage.

Mesh colours/materials are as follows ('YY'):

Galvanized (G)
Black (BK)
Green (GN)
Brown (BN)



PlasticLink Pre-Slatted Fabric

US Item #	Description	Height	Weight/ft	Unit (ft)
PL048(YY)(XX)	PlasticLink Pre-Slatted Fabric - 3.77 lbs/ft	48"	3.77 lbs	Roll (25)
PL060(YY)(XX)	PlasticLink Pre-Slatted Fabric - 4.71 lbs/ft	60"	4.71 lbs	Roll (25)
PL072(YY)(XX)	PlasticLink Pre-Slatted Fabric - 5.65 lbs/ft	72"	5.65 lbs	Roll (25)
PL084(YY)(XX)	PlasticLink Pre-Slatted Fabric - 6.59 lbs/ft	84"	6.59 lbs	Roll (25)
PL096(YY)(XX)	PlasticLink Pre-Slatted Fabric - 7.54 lbs/ft	96"	7.54 lbs	Roll (25)
PL120(YY)(XX)	PlasticLink Pre-Slatted Fabric - 9.42 lbs/ft	120"	9.42 lbs	Roll (25)
PL144(YY)(XX)	PlasticLink Pre-Slatted Fabric - 11.30 lbs/ft	144"	11.390 lbs	Roll (25)

PlasticLink Plus Pre-Slatted Fabric

US Item #	Description	Height	Weight/ft	Unit (ft)
PP048(YY)(XX)	48" PlasticLink Plus Pre-Slatted Fabric - 4.00 lbs/ft	48"	4.00 lbs	Roll (25)
PP060(YY)(XX)	60" PlasticLink Plus Pre-Slatted Fabric - 5.00 lbs/ft	60"	5.00 lbs	Roll (25)
PP072(YY)(XX)	72" PlasticLink Plus Pre-Slatted Fabric - 6.00 lbs/ft	72"	6.00 lbs	Roll (25)
PP084(YY)(XX)	84" PlasticLink Plus Pre-Slatted Fabric - 7.00 lbs/ft	84"	7.00 lbs	Roll (25)
PP096(YY)(XX)	96" PlasticLink Plus Pre-Slatted Fabric - 8.00 lbs/ft	96"	8.00 lbs	Roll (25)
PP120(YY)(XX)	120" PlasticLink Plus Pre-Slatted Fabric - 10.00 lbs/ft	120"	10.00 lbs	Roll (25)
PP144(YY)(XX)	144" PlasticLink Plus Pre-Slatted Fabric - 12.00 lbs/ft	144"	12.00 lbs	Roll (25)

LiteLink Slats

US Item #	Description	Height	Weight/ft	Length/batch
SL300LL (XX)	36" LiteLink Slats - 4.00 lbs/ft	36"	4.00 lbs	10'
SL312LL (XX)	42" LiteLink Slats - 4.00 lbs/ft	42"	4.00 lbs	10'
SL400LL (XX)	48" LiteLink Slats - 5.00 lbs/ft	48"	5.00 lbs	10'
SL500LL (XX)	60" LiteLink Slats - 7.00 lbs/ft	60"	7.00 lbs	10'
SL600LL (XX)	72" LiteLink Slats - 8.00 lbs/ft	72"	8.00 lbs	10'
SL700LL (XX)	84" LiteLink Slats - 10.00 lbs/ft	84"	10.00 lbs	10'
SL800LL (XX)	96" LiteLink Slats - 11.00 lbs/ft	96"	11.00 lbs	10'

Winged Slats: Fits 9 Ga. Chainlink

US Item #	Description	Height	Weight/ft	Length/batch
SL300WS (XX)	36" Winged Slats - 5.00 lbs/ft	36"	5.00 lbs	10'
SL312WS (XX)	42" Winged Slats - 6.00 lbs/ft	42"	6.00 lbs	10'
SL400WS (XX)	42" Winged Slats - 8.00 lbs/ft	48"	8.00 lbs	10'
SL500WS (XX)	60" Winged Slats - 10.00 lbs/ft	60"	10.00 lbs	10'
SL600WS (XX)	72" Winged Slats - 12.00 lbs/ft	72"	12.00 lbs	10'
SL700WS (XX)	84" Winged Slats - 15.00 lbs/ft	84"	15.00 lbs	10'
SL800WS (XX)	96" Winged Slats - 21.00 lbs/ft	96"	21.00 lbs	10'

FinLink Slats: Fits 11 Ga. Chainlink

US Item #	Description	Height	Weight/ft	Length/batch
SL300FL (XX)	36" FinLink Slats - 5.00 lbs/ft	36"	5.00 lbs	10'
SL312FL (XX)	42" FinLink Slats - 6.00 lbs/ft	42"	6.00 lbs	10'
SL400FL (XX)	48" FinLink Slats - 8.00 lbs/ft	48"	8.00 lbs	10'
SL500FL (XX)	60" FinLink Slats - 10.00 lbs/ft	60"	10.00 lbs	10'
SL600FL (XX)	72" FinLink Slats - 12.00 lbs/ft	72"	12.00 lbs	10'
SL700FL (XX)	84" FinLink Slats - 15.00 lbs/ft	84"	15.00 lbs	10'
SL800FL (XX)	96" FinLink Slats - 21.00 lbs/ft	96"	21.00 lbs	10'

American Flag Slat Kit

US Item #	Description	Height	Weight/ft	Unit (ft)
SLFLAGK	4' x 6' American Flag Kit	48"	3.77 lbs	Roll (25)



Bottom Lock Slats: Fits 9 Ga. Chainlink

US Item #	Description	Height	Weight/ft	Unit (ft)
SL300BL (XX)	36" Bottom Lock Slats for 9 Ga. mesh - 5.00 lbs/ft	36"	5.00 lbs	Roll (25)
SL312BL (XX)	42" Bottom Lock Slats for 9 Ga. mesh - 5.00 lbs/ft	42"	5.00 lbs	Roll (25)
SL400BL (XX)	48" Bottom Lock Slats for 9 Ga. mesh - 8.00 lbs/ft	48"	8.00 lbs	Roll (25)
SL500BL (XX)	60" Bottom Lock Slats for 9 Ga. mesh - 10.00 lbs/ft	60"	10.00 lbs	Roll (25)
SL600BL (XX)	72" Bottom Lock Slats for 9 Ga. mesh - 12.00 lbs/ft	72"	12.00 lbs	Roll (25)
SL700BL (XX)	84" Bottom Lock Slats for 9 Ga. mesh - 15.00 lbs/ft	84"	15.00 lbs	Roll (25)
SL800BL (XX)	96" Bottom Lock Slats for 9 Ga. mesh - 21.00 lbs/ft	96"	21.00 lbs	Roll (25)
SL100BL (XX)	120" Bottom Lock Slats for 9 Ga. mesh - 26.00 lbs/ft	120"	26.00 lbs	Roll (25)
SL120BL (XX)	144" Bottom Lock Slats for 9 Ga. mesh - 28.00 lbs/ft	144"	28.00 lbs	Roll (25)

Hedge Link

US Item #	Description	Height	Weight/ft
SL400HLGN	48" HedgeLink - 8.00 lbs/ft	48"	8.00 lbs
SL500HLGN	60" HedgeLink - 10.00 lbs/ft	60"	10.00 lbs
SL600HLGN	72" HedgeLink - 12.00 lbs/ft	72"	12.00 lbs
SL700HLGN	84" HedgeLink - 15.00 lbs/ft	84"	15.00 lbs
SL800HLGN	96" HedgeLink - 21.00 lbs/ft	96"	21.00 lbs



Reflective Fence Insert

US Item #	Description	Height	Weight/bag
SL400REFG	4' Reflective Insert - Gold	48"	2.75 lbs
SL400REFR	4' Reflective Insert - Red	48"	2.75 lbs
SL400REFS	4' Reflective Insert - Silver	48"	2.75 lbs

PROLINK **SUPPLY**

Pipe (U.S.A.)



Full Length Pipe - Galvanized

US Item #	Size	Gauge	Length	Weight	#/Bundle
17TU138126S	1 3/8"	17	10' 6" S.E.	11.00 lbs	91
16TU138252S	1 3/8"	16	21' S.E.	22.00 lbs	91
16TU138252P	1 3/8"	16	21'	22.00 lbs	91
16TU138288P	1 3/8"	16	24'	25.00 lbs	91
16TU158126S	1 5/8"	16	10' 6" S.E.	13.80 lbs	61
16TU158252S	1 5/8"	16	21' S.E.	27.70 lbs	61
16TU158252P	1 5/8"	16	21'	27.70 lbs	61
16TU158288P	1 5/8"	16	24'	31.70 lbs	61
15TU158288P	1 5/8"	15	24'		61
16TU178252P	1 7/8"	16	21'	32.10 lbs	61
16TU178288P	1 7/8"	16	24'	36.70 lbs	61
16TU238252P	2 3/8"	16	21'	40.10 lbs	37
16TU238288P	2 3/8"	16	24'	46.80 lbs	37



Cut Pipe - Galvanized


US Item #	Size	Gauge	Length	Weight	#/Bundle
16TU158066P	1 5/8"	16	5'6"		61
16TU178072P	1 7/8"	16	6'	9.20 lbs	61
16TU178084P	1 7/8"	16	7'	10.70 lbs	61
16TU178096P	1 7/8"	16	8'	12.20 lbs	61
16TU238072P	2 3/8"	16	6'	11.70 lbs	37
16TU238084P	2 3/8"	16	7'	13.70 lbs	37
16TU238090P	2 3/8"	16	8'	15.60 lbs	37
16TU238096P	2 3/8"	16	9'	17.00 lbs	37
16TU238108P	2 3/8"	16	10' 6"	20.50 lbs	37



Full Length & Cut Pipe - Galvanized Sch 20

Full Length

US Item #	Size	Length	Weight	#/Bundle
20WT138252P	1 3/8"	21'	22.05 lbs	91
20WT158252S	1 5/8"	21'S.E.	30.03 lbs	61
20WT158252P	1 5/8"	21'	30.03 lbs	61
20WT158288P	1 5/8"	24'	34.32 lbs	61
20WT178216P	1 7/8"	18'	31.32 lbs	61
20WT178252P	1 7/8"	21'	36.54 lbs	61
20WT178288P	1 7/8"	24'	41.76 lbs	61
20WT238216P	2 3/8"	18'	41.76 lbs	37
20WT238252P	2 3/8"	21'	48.72 lbs	37
20WT238288P	2 3/8"	24'	55.68 lbs	37
20WT278216P	2 7/8"	18'	58.50 lbs	19
20WT278252P	2 7/8"	21'	68.25 lbs	19
20WT278288P	2 7/8"	24'	78.00 lbs	19



Cut Pipe

US Item #	Size	Length	Weight	#/Bundle
20WT178072P	1 7/8"	6'	10.4 lbs	61
20WT178084P	1 7/8"	7'	12.2 lbs	61
20WT178096P	1 7/8"	8'	13.9 lbs	61
20WT238072P	1 5/8"	6'	13.9 lbs	37
20WT238084P	1 5/8"	7'	16.24 lbs	37
20WT238096P	1 5/8"	8'	18.56 lbs	37
20WT238108P	1 7/8"	9'	20.88 lbs	37
20WT278096P	2 3/8"	8'	26.0 lbs	19
20WT278108P	2 3/8"	9'	29.3 lbs	19

Full Length & Cut Pipe - Galvanized Sch 40

Full Length

US Item #	Size	Length	Weight	#/Bundle
40WT138252P	1 3/8"	21'	35.30 lbs	61
40WT158252S	1 5/8"	21' S.E.	47.67 lbs	61
40WT158252P	1 5/8"	21'	47.67 lbs	61
40WT158288P	1 5/8"	24'	44.16 lbs	61
40WT178216P	1 7/8"	18'	41.04 lbs	61
40WT178252P	1 7/8"	21'	47.88 lbs	61
40WT178288P	1 7/8"	24'	54.72 lbs	61
40WT238216P	2 3/8"	18'	56.16 lbs	37
40WT238252P	2 3/8"	21'	65.52 lbs	37
40WT238288P	2 3/8"	24'	74.88 lbs	37
40WT238456P	2 3/8"	38'	118.56 lbs	37
40WT278216P	2 7/8"	18'	83.52 lbs	19
40WT278252P	2 7/8"	21'	97.44 lbs	19
40WT278288P	2 7/8"	24'	111.36 lbs	19
40WT400216P	4"	18'	117.72 lbs	19
40WT400252P	4"	21'	137.34 lbs	19
40WT400288P	4"	24'	156.96 lbs	19

Cut

US Item #	Size	Length	Weight	#/Bundle
40WT178096P	1 7/8"	8'	18.20 lbs	61
40WT178108P	1 7/8"	9'	20.50 lbs	61
40WT178126P	1 7/8"	10'6"	23.90 lbs	61
40WT238096P	2 3/8"	8'	25.00 lbs	37
40WT238104P	2 3/8"	8'8"	26.80 lbs	37
40WT238108P	2 3/8"	9'	28.10 lbs	37
40WT238126P	2 3/8"	10'6"	32.80 lbs	37
40WT238144P	2 3/8"	12'	37.40 lbs	37
40WT278096P	2 7/8"	8'	46.32 lbs	19
40WT278108P	2 7/8"	9'	52.10 lbs	19
40WT278126P	2 7/8"	10'6"	60.80 lbs	19
40WT278144P	2 7/8"	12'	69.48 lbs	19
40WT400096P	4"	8'	52.30 lbs	19
40WT400108P	4"	9'	58.90 lbs	19
40WT400126P	4"	10'6"	68.70 lbs	19
40WT400144P	4"	12'	78.50 lbs	19




Full Length & Cut Pipe - Galvanized Sch 40 (Imported)

Full Length

US Item #	Size	Length	Weight	#/Bundle
40FW158252P	1 5/8"	21'	2.27 lbs	42
40FW158288P	1 5/8"	24'	2.27 lbs	42
40FW178252P	1 7/8"	21'	2.72 lbs	36
40FW178288P	1 7/8"	24'	2.72 lbs	36
40FW238216P	2 3/8"	18'	3.65 lbs	26
40FW238252P	2 3/8"	21'	3.65 lbs	26
40FW238288P	2 3/8"	24'	3.65 lbs	26
40FW278216P	2 7/8"	18'	5.79 lbs	18
40FW278252P	2 7/8"	21'	5.79 lbs	18
40FW278288P	2 7/8"	24'	5.79 lbs	18
40FW400216P	4"	18'	9.11 lbs	12
40FW400252P	4"	21'	9.11 lbs	12
40FW400288P	4"	24'	9.11 lbs	12
40FW658216P	6 5/8"	18'	18.97 lbs	7
40FW658252P	6 5/8"	21'	18.97 lbs	7
40FW658288P	6 5/8"	24'	18.97 lbs	7
40FW858252P	8 5/8"	21'	28.55 lbs	3
40FW858288P	8 5/8"	24'	28.55 lbs	3

Cut

US Item #	Size	Length	Weight	#/Bundle
40FW178096P	1 7/8"	8'	21.76 lbs	36
40FW178108P	1 7/8"	9'	24.48 lbs	36
40FW178126P	1 7/8"	10' 6"	28.56 lbs	36
40FW238096P	2 3/8"	8'	29.20 lbs	26
40FW238108P	2 3/8"	9'	32.85 lbs	26
40FW238126P	2 3/8"	10' 6"	38.33 lbs	26
40FW238144P	2 3/8"	12'	43.80 lbs	26
40FW278096P	2 7/8"	8'	46.32 lbs	19
40FW278108P	2 7/8"	9'	52.11 lbs	19
40FW278126P	2 7/8"	10' 6"	60.80 lbs	19
40FW278144P	2 7/8"	12'	69.48 lbs	19
40FW400096P	4"	8'	72.88 lbs	12
40FW400108P	4"	9'	81.99 lbs	12
40FW400126P	4"	10' 6"	95.66 lbs	12
40FW400144P	4"	12'	109.32 lbs	12
40FW658096P	6 5/8"	8'	151.76 lbs	7
40FW658108P	6 5/8"	9'	170.73 lbs	7
40FW658126P	6 5/8"	10' 6"	199.19 lbs	7
40FW658144P	6 5/8"	12'	227.64 lbs	7
40FW858126P	8 5/8"	10' 6"	299.78 lbs	3
40FW858144P	8 5/8"	12'	342.60 lbs	3



Pipe - Full Length, Black Powdercoated

US Item #	Size	Gauge	Length	Weight	#/Bundle
16BK138252S	1 3/8"	16	21' S.E.	21.76 lbs	36
16BK138126S	1 3/8"	16	10' 6" S.E.	24.48 lbs	36
16BK158252S	1 5/8"	16	21' S.E.	28.56 lbs	36
16BK158126S	1 5/8"	16	10' 6" S.E.	29.20 lbs	26



Pipe - Cut, Black Powdercoated


US Item #	Size	Gauge	Length	Weight	#/Bundle
16BK158066P	1 5/8"	16	5' 6"	6.11 lbs	61
16BK178072P	1 7/8"	16	6'	7.62 lbs	61
16BK178084P	1 7/8"	16	7'	8.89 lbs	61
16BK178096P	1 7/8"	16	8'	10.16 lbs	61
16BK238072P	2 3/8"	16	6'	9.60 lbs	37
16BK238084P	2 3/8"	16	7'	11.20 lbs	37
16BK238096P	2 3/8"	16	8'	12.80 lbs	37

Pipe - Black Powdercoated Sch 40

US Item #	Description	Size	Length	Weight	#/Bundle
40BK158252P	Full Length Pipe - Black Powdercoated Sched 40	1 5/8"	21'	47.7 lbs	42
C.T.O.	Full Length Pipe - Black Powdercoated Sched 40	2 3/8"	8'	15.6 lbs	26
40BK238120P	Full Length Pipe - Black Powdercoated Sched 40	2 3/8"	10'	17.6 lbs	26
C.T.O.	Full Length Pipe - Black Powdercoated Sched 40	2 3/8'	12'	43.8 lbs	26
40BK278126P	Full Length Pipe - Black Powdercoated Sched 40	2 7/8"	10' 6"	60.8 lbs	18
C.T.O.	Full Length Pipe - Black Powdercoated Sched 40	2 7/8"	12' 6"	72.4 lbs	18
40BK178096P	Cut Pipe - Black Powdercoated Sched 40	1 7/8"	96"	18.24 lbs	61
40BK238096p	Cut Pipe - Black Powdercoated Sched 40	2 3/8	96"	24.96 lbs	37

Galvanized Square Tubing

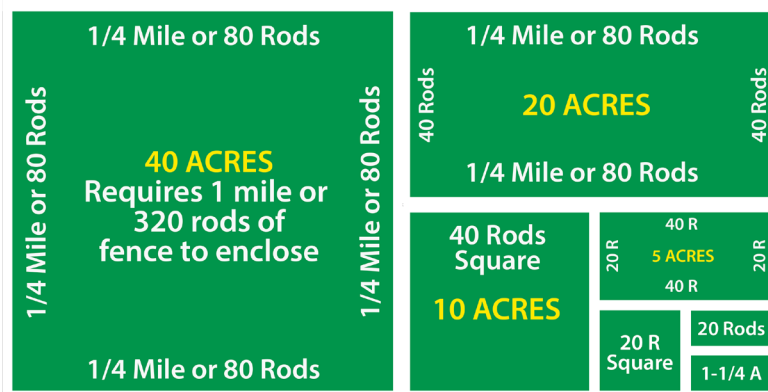
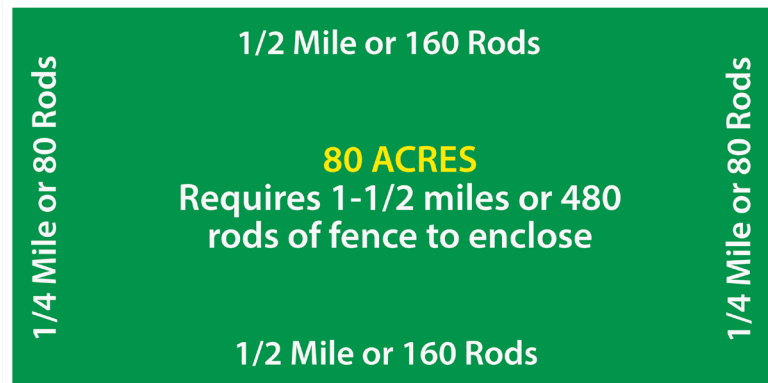
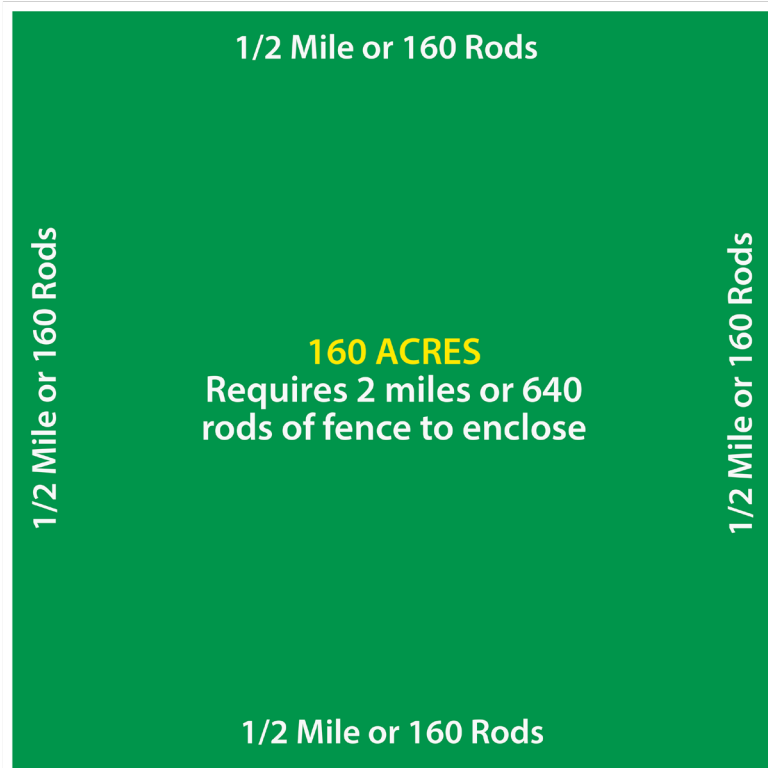
US Item #	Description	Size	Gauge	Length	Weight	#/Bundle
16SQ034288	Galvanized Square Tubing	3/4" x 3/4"	16	24'	15.30 lbs	180
16SQ100288	Galvanized Square Tubing	1" x 1"	16	24'	19.50 lbs	180
16SQ114288	Galvanized Square Tubing	1 1/4" x 1 1/4"	16	24'	23.10 lbs	144
14SQ112288	Galvanized Square Tubing	1 1/2" x 1 1/2"	14	24'	34.60 lbs	81
16SQ112288	Galvanized Square Tubing	1 1/2" x 1 1/2"	16	24'	32.00 lbs	81
14SQ102288P	Galvanized Square Tubing	1" x 2"	14	24'	38.10 lbs	96
16SQ102288P	Galvanized Square Tubing	1" x 2"	16	24'	29.90 lbs	72
11SQ200288	Galvanized Square Tubing	2" x 2"	11	24'	73.20 lbs	25
14SQ200288	Galvanized Square Tubing	2" x 2"	14	24'	60.00 lbs	36
16SQ200288	Galvanized Square Tubing	2" x 2"	16	24'	37.50 lbs	25
C.T.O.	Galvanized Square Tubing	3" x 3"	12.5	24'	92.00 lbs	25
C.T.O.	Galvanized Square Tubing	4" x 4"	12.5	24'	123.00 lbs	16
14SQ203288P	Galvanized Square Tubing	2" x 3"	14	24'	58.60 lbs	25
C.T.O.	Galvanized Square Tubing	2" x 4"	12.5	24'	92.00 lbs	36
14SQ204288P	Galvanized Square Tubing	2" x 4"	14	24'	69.90 lbs	20
11SQ212288	Galvanized Square Tubing	2 1/2" x 2 1/2"	11	24'	92.40 lbs	25
11SQ300288	Galvanized Square Tubing	3" x 3"	11	24'	111.60 lbs	25
11SQ400288	Galvanized Square Tubing	4" x 4"	11	24'	150.10 lbs	16



PRO LINK SUPPLY

Agricultural



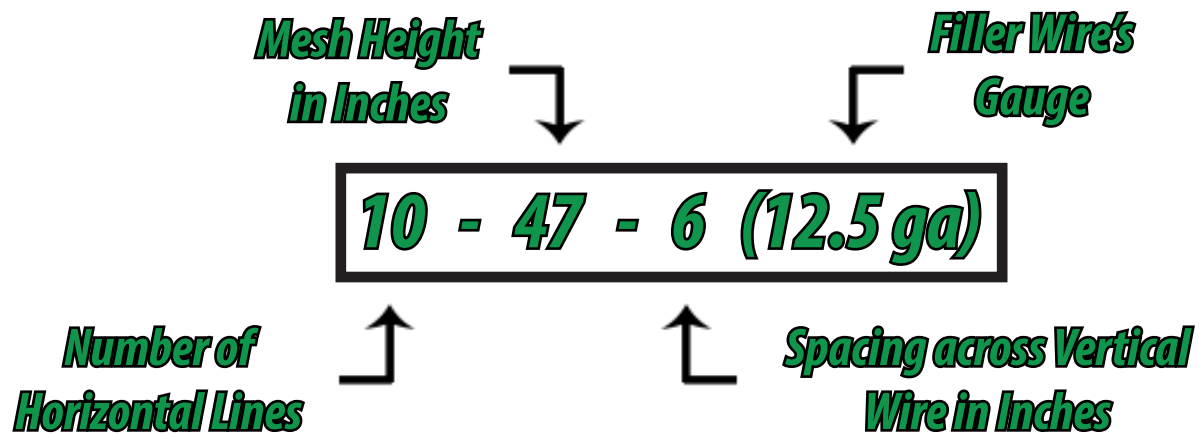


1/4 Mile = 1,320 ft or 80 Rods
 1/2 Mile = 2,640 ft or 160 Rods
 1 Mile = 5,280 ft or 320 Rods

1 Rod = 16 1/2 Ft
 10 Rods = 165 Ft
 20 Rods = 330 Ft

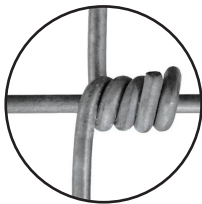
How to Read Agricultural Fencing Specs

Use the following example to decode the specifications for all our Farm Fence, Game Fence, and Horse Fence.




Agricultural Fence Knots

Hinge Joint Knot




The Hinge Joint Knot is a flexible knot that conforms to the terrain and minimizes damage caused by livestock and weather

Fixed Knot



The Fixed Knot is designed to hold the vertical stay wires in place and is durable and resistant to animal damage

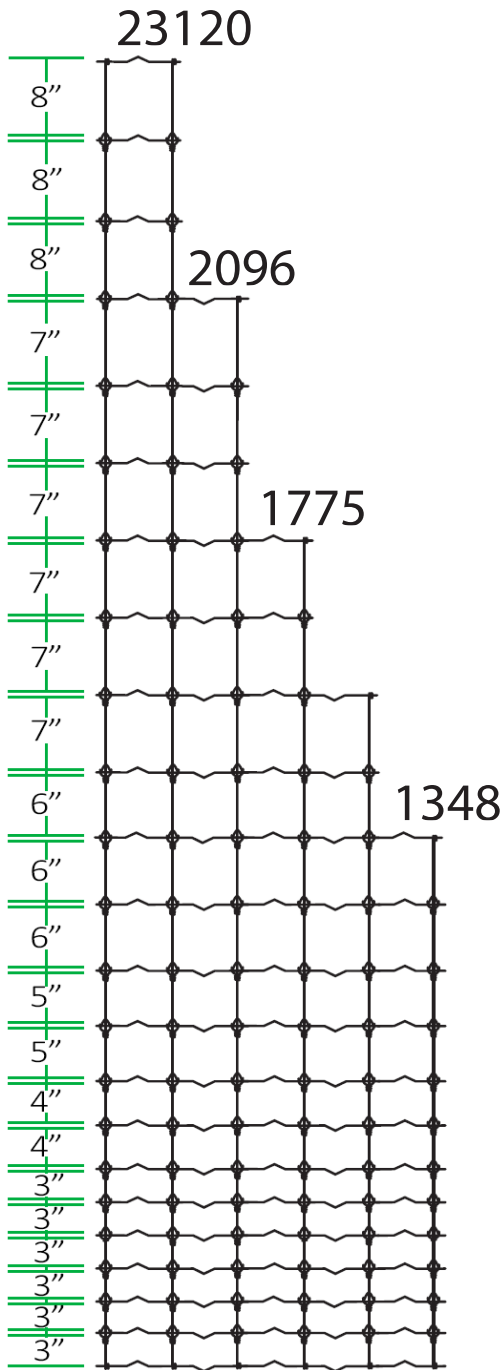
Square Knot



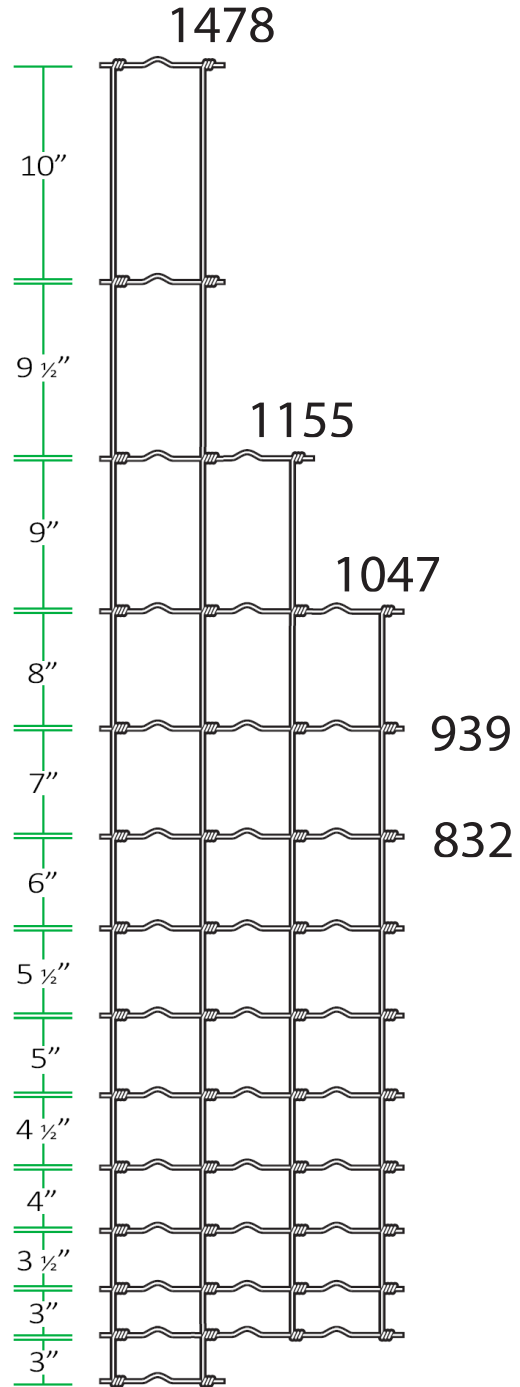
The Square Knot is ideal for the protection of livestock's skin and coats due to its smooth construction.

Graduated Agricultural Specifications

Game Fence - Fixed Knot



Field Fence - Hinge Joint Knot



Filler (C.T.O.)


	Style	Horizontal Wires	Height	Line/Stay Wire Gauge	Edge Wire Gauge	ROLL LENGTH
STANDARD	726-6-12 ½	7	26"	12 ½	10	330'
	832-6-12 ½	8	32"	12 ½	10	330'
	939-6-12 ½	9	39"	12 ½	10	330'
	1047-6-12 ½	10	47"	12 ½	10	330'
	1155-6-12 ½	11	55"	12 ½	10	330'
	832-12-12 ½	8	32"	12 ½	10	330'
	939-12-12 ½	9	39"	12 ½	10	330'
	1047-12-12 ½	10	47"	12 ½	10	330'
	1348-4-12 ½	13	48"	12 ½	10	100'
	1348-4-12 ½	13	48"	12 ½	10	330'
HIGH TENSILE CLASS 3	832-6-14	8	32"	14	12 ½	330'
	939-6-14	9	39"	14	12 ½	330'
	1047-6-14	10	47"	14	12 ½	330'

ASTM Commercial, Class 1, or Class 3 Galvanizing




Farm Fence

US Item #	Description	Weight	Unit (ft)	#/P
AF11556FFLG	1155-6 Low Carb Galv. Farm Fence (12 1/2 Ga.)	213 lbs	Roll (330)	9
AF10476CGFF	1047-6 Low Carb Galv. Farm Fence (12 1/2 Ga.)	194 lbs	Roll (330)	9
C.T.O.	1047-6 Low Carb Galv. Farm Fence (12 1/2 Ga.)	95 lbs	Roll (165)	16
AF9396CGFF	939-6 Low Carb Galv. Farm Fence (12 1/2 Ga.)	168 lbs	Roll (330)	9
AF8326CGFF	832-6 Low Carb Galv. Farm Fence (12 1/2 Ga.)	148 lbs	Roll (330)	9
AF257116FFGA	2571-6 Low Carb Galv. Farm Fence (14 1/2 Ga.)	114 lbs	Roll (165)	9
AF147812HTFF	1478-6 High Tensile Class 3 Galv. Farm Fence (12 1/2 Ga.)	265 lbs	Roll (330)	9
C.T.O.	1478-12 High Tensile Class 3 Galv. Farm Fence (12 1/2 Ga.)	165 lbs	Roll (330)	9
AF10476HTFF	1047-6 High Tensile Class 3 Galv. Farm Fence (12 1/2 Ga.)	190 lbs	Roll (330)	9
AF93963CLFF	939-6 High Tensile Class 3 Galv. Farm Fence (12 1/2 Ga.)	168 lbs	Roll (330)	9
AF83263CLFF	832-6 High Tensile Class 3 Galv. Farm Fence (12 1/2 Ga.)	148 lbs	Roll (330)	9
C.T.O.	1047-6 High Tensile Class 3 Galv. Farm Fence (14 1/2 Ga.)	120 lbs	Roll (330)	9
C.T.O.	939-6 High Tensile Class 3 Galv. Farm Fence (14 1/2 Ga.)	106 lbs	Roll (330)	9



Game Fence

US Item #	Description	Weight	Unit (ft)	#/P
AF20966GAME	2096-6 High Tensile Class 3 Galv. Solid Lock (12 1/2 Ga.)	396 lbs	Roll (330)	4
AF20961GAME	2096-12 High Tensile Class 3 Galv. Solid Lock (12 1/2 Ga.)	264 lbs	Roll (330)	1
AF17756GAME	1775-6 High Tensile Class 3 Galv. Solid Lock (12 1/2 Ga.)	327 lbs	Roll (330)	6
AF17751GAME	1775-12 High Tensile Class 3 Galv. Solid Lock (12 1/2 Ga.)	243 lbs	Roll (330)	6
AF10606GAME	1060-6 High Tensile Class 3 Galv. Solid Lock (12 1/2 Ga.)	210 lbs	Roll (330)	6
C.T.O.	1060-12 High Tensile Class 3 Galv Solid Lock (12 1/2 Ga.)	305 lbs	Roll (660)	4
C.T.O.	1478-6 High Tensile Class 3 Galv. Solid Lock (14 1/2 Ga.)	105 lbs	Roll (165)	16
C.T.O.	1478-6 High Tensile Class 3 Galv. Solid Lock (14 1/2 Ga.)	210 lbs	Roll (330)	11




Crimped Lawn Fence (Imported)

US Item #	Description	Weight	Unit (ft)	#/P
C.T.O.	36" Class 3 Galv. Crimped Lawn Fence (12 1/2 Ga.)	74 lbs	Roll (100)	9
AF48100CRIMP	48" Class 3 Galv. Crimped Lawn Fence (12 1/2 Ga.)	98 lbs	Roll (100)	9
C.T.O.	60" Class 3 Galv. Crimped Lawn Fence (12 1/2 Ga.)	122 lbs	Roll (100)	9
AF72100CRIMP	72" Class 3 Galv. Crimped Lawn Fence (12 1/2 Ga.)	146 lbs	Roll (100)	9




Multi-Purpose Mesh (Imported)

US Item #	Description	Weight	Unit (ft)	#/P
AF3650WELD	36" x 50' Galv. Multi-Purpose Mesh (14 Ga.)	24 lbs	Roll (50)	16
AF4850WELD	48" x 50' Galv. Multi-Purpose Mesh (14 Ga.)	32 lbs	Roll (50)	16
AF6050WELD	60" x 50' Galv. Multi-Purpose Mesh (14 Ga.)	40 lbs	Roll (50)	16
AF7250WELD	72" x 50' Galv. Multi-Purpose Mesh (14 Ga.)	48 lbs	Roll (50)	16
AF3614WELD	36" x 100' Galv. Multi-Purpose Mesh (14 Ga.)	48 lbs	Roll (100)	9
AF4814WELD	48" x 100' Galv. Multi-Purpose Mesh (14 Ga.)	64 lbs	Roll (100)	9
AF6014WELD	60" x 100' Galv. Multi-Purpose Mesh (14 Ga.)	80 lbs	Roll (100)	9
AF7214WELD	72" x 100' Galv. Multi-Purpose Mesh (14 Ga.)	96 lbs	Roll(100)	9



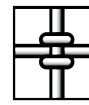

Horse Fence

US Item #	Description	Weight	Unit (ft)	#/P
AF48100HORSE	1348-2 (4" x 2") Galv. Stablemesh (12 1/2 Ga.)	122 lbs	Roll (100)	9
C.T.O.	1348-2 (4" x 2") Galv. Stablemesh (12 1/2 Ga.)	242 lbs	Roll (200)	4
AF60100HORSE	1660-2 (4" x 2") Galv. Stablemesh (12 1/2 Ga.)	151 lbs	Roll (100)	9
C.T.O.	1660-2 (4" x 2") Galv. Stablemesh (12 1/2 Ga.)	302 lbs	Roll (200)	4
AF72100HORSE	1972-2 (4" x 2") Galv. Stablemesh (12 1/2 Ga.)	169 lbs	Roll (100)	9
AF48100HORBK	1348-2 (4" x 2") BLACK Stablemesh (12 1/2 Ga.)	122 lbs	Roll (100)	8
AF60100HORBK	1660-2 (4" x 2") BLACK Stablemesh (12 1/2 Ga.)	151 lbs	Roll (100)	8

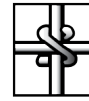


Sheep & Goat Fence


US Item #	Description	Weight	Unit (ft)	#/P
AFT134841SGF	1348-4 Sheep & Goat Fence (12 1/2 Ga.) - 100 ft Roll	80 lbs	Roll (100)	16
AFT134843SGF	1348-4 Sheep & Goat Fence (12 1/2 Ga.) - 330 ft Roll	262 lbs	Roll (330)	4



Front




Back



Poultry Wire/Hex Netting

US Item #	Description	Weight	Unit (ft)
C.T.O.	36" x 1" Hex Netting	6.30 lbs	Roll (25)
C.T.O.	48" x 1" Hex Netting	8.50 lbs	Roll (25)
C.T.O.	36" x 2" Hex Netting	3.25 lbs	Roll (25)
C.T.O.	48" x 2" Hex Netting	4.42 lbs	Roll (25)
C.T.O.	24" x 1" Hex Netting	6.00 lbs	Roll (50)
C.T.O.	36" x 1" Hex Netting	12.60 lbs	Roll (50)
C.T.O.	48" x 1" Hex Netting	17.00 lbs	Roll (50)
C.T.O.	60" x 1" Hex Netting	21.25 lbs	Roll (50)
C.T.O.	72" x 1" Hex Netting	25.50 lbs	Roll (50)
C.T.O.	24" x 2" Hex Netting	4.50 lbs	Roll (50)
C.T.O.	36" x 2" Hex Netting	6.50 lbs	Roll (50)
C.T.O.	48" x 2" Hex Netting	8.84 lbs	Roll (50)
C.T.O.	36" x 1" Hex Netting	10.00 lbs	Roll (100)




Deer & Rabbit

US Item #	Description	Weight	Unit (ft)	#/P
AF048DEER	48" Deer and Rabbit Fence - 165ft rolls	85 lbs	Roll (165)	14
AF060DEER	60" Deer and Rabbit Fence - 165ft rolls	99 lbs	Roll (165)	14
AF072DEER	72" Deer and Rabbit Fence - 165ft rolls	114 lbs	Roll (165)	14


Stucco Mesh

US Item #	Description	Weight	Unit (ft)	#/P
C.T.O.	2 x 2 x 48" Stucco Mesh (16 Ga.) - 50 ft Roll	27 lbs	Roll (50)	36
C.T.O.	2 x 2 x 48" Stucco Mesh (16 Ga.) - 112 ft Roll	55 lbs	Roll (112)	9
C.T.O.	2 x 2 x 54" Stucco Mesh (16 Ga.) - 100 ft Roll	55 lbs	Roll (100)	16



Fence Stays

US Item #	Description	Weight	Unit	#/Bundle
BW9342STAY	42" Barb Wire Droppers Fence Stays	41 lbs	Bundle	100
BW9348STAY	48" Barb Wire Droppers Fence Stays	47 lbs	Bundle	100



Merchant Coils/Tension Wire

US Item #	Description	Weight	Unit	Gauge	Length
TW16010GA	16 Ga. Galv. Merchant Coils	10.00 lbs	Each	16	973 ft
TW14010GA	14 Ga. Galv. Merchant Coils	10.0 lbs	Each	14	580 ft
TW12010GA	12 Ga. Galv. Merchant Coils	10.0 lbs	Each	12	375 ft
AF0910MCGA	9 Ga. Galv. Merchant Coils (.134)	10.0 lbs	Each	9	180 ft
TW14050GA	14 Ga. Galv. Merchant Coils	50.00 lbs	Each	14	2900 ft
TW12050GA	12 Ga. Galv. Merchant Coils	50.00 lbs	Each	12	1875 ft
TW09050GA	9 Ga. Galv. Merchant Coils (.134)	50.00 lbs	Each	9	900 ft
C.T.O.	14 Ga. Black Annealed Merchant Coils	10.0 lbs	Each	14	650 ft
C.T.O.	12 Ga. Black Annealed Merchant Coils	10.0 lbs	Each	12	330 ft
C.T.O.	9 Ga. Black Annealed Merchant Coils	10.0 lbs	Each	9	170 ft
C.T.O.	12 Ga. Black Annealed Merchant Coils	50.00 lbs	Each	12	1650 ft
C.T.O.	9 Ga. Black Annealed Merchant Coils	50.00 lbs	Each	9	850 ft
C.T.O.	12.5 Ga. Galv. Hi-Tensile (Wood Spool)	100.00 lbs	Each	12.5	3800 ft
TW16050GA	16 ga Tension Wire - 50 lbs	50.00 lbs	Each	16	5500 ft
TW14050GA	14 ga Tension Wire - 50 lbs	50.00 lbs	Each	14	2929 ft
TW12050GA	12 ga Tension Wire - 50 lbs	50.00 lbs	Each	12	1684 ft
TW09050GA	9 ga Tension Wire - 50 lbs	50.00 lbs	Each	9	850 ft
TW7500COIL	7 ga Coil Spring 1.2 oz -500 ft	42.50 lbs	Each	7	500 ft
TW09100GA	9 ga Tension Wire - 100 lbs	100.00 lbs	Each	9	1700 ft
TW71000COIL	7 ga Coil Spring 1.2 oz -1000ft	85.00 lbs	Each	7	1000 ft
TW09025BK	9 ga Tension Wire - 25 lbs (Black)	25.00 lbs	Each	9	
TW09025BN	9 ga Tension Wire - 25 lbs (Brown)	25.00 lbs	Each	9	
TW09025GN	9 ga Tension Wire - 25 lbs (Green)	25.00 lbs	Each	9	
TW09050BK	9 ga Tension Wire - 50 lbs (Black)	50.00 lbs	Each	9	
TBK700COIL	7 ga Coil Spring 1.2 oz - 1000ft (Black)	84.00 lbs	Each	7	1000 ft
TBK750COIL	7 ga Coil Spring 1.2 oz - 500ft (Black)	42.00 lbs	Each	7	500 ft
TBN750COIL	7 ga Coil Spring 1.2 oz - 500ft (Brown)	42.00 lbs	Each	7	500 ft
TGN750COIL	7 ga Coil Spring 1.2 oz - 500ft (Green)	42.00 lbs	Each	7	500 ft




Electric Fence Wire

US Item #	Description	Weight	Unit	Gauge
C.T.O.	Electric Fence Wire 17 Ga. (4 x 1/4 mile spools per Box)	41lbs	Box	17
C.T.O.	Electric Fence Wire 14 Ga. (2 x 1/4 mile spools per Box)	45lbs	Box	14
C.T.O.	Electric Fence Wire 16 Ga. (4 x 1/4 mile spools per Box)	57lbs	Box	16



T Posts

US Item #	Description	Weight	Unit	#/Bundle
TP06PAINT	6' .95 lbs/Foot Painted "T" Post	6.00 lbs	Each	200
TP07PAINT	7' .95 lbs/Foot Painted "T" Post	7.00 lbs	Each	200
TP08PAINT	8' .95 lbs/Foot Painted "T" Post	8.00 lbs	Each	200
TP6125PAINT	6' heavy painted Green w/ blade	7.50 lbs	Each	200
TP7125PAINT	7' heavy painted Green w/blade	8.75 lbs	Each	200
TP8125PAINT	8' heavy painted Green w/blade	10.00 lbs	Each	200
C.T.O.	9' 1.25 lbs/Foot Painted "T" Post - Heavy w/blade	11.00 lbs	Each	100
TP10125PAINT	10' 1.25 lbs/Foot Painted "T" Post - Heavy w/blade	13.00 lbs	Each	100
TP7133GALV	7' Galv 1.33 lbs/ft	12.00 lbs	Each	200
TP8133GALV	8' Galv 1.33 lbs/ft	15.00 lbs	Each	200
TP10133GALV	10' Galv 1.33 lbs/ft	18.50 lbs	Each	200
TP6133PTGN	6' Green 1.33 lbs/ft	10.00 lbs	Each	200
TP7133PTGN	7' Green 1.33 lbs/ft	12.00 lbs	Each	200




T-Post Clips

US Item #	Description	Weight	Approx #
TPCLIPS	T-post Clips	0.02 lbs	100



Post Pounders

US Item #	Description	Weight	Unit
TLPOUNDSML	Small (T Post) Pounder	40 lbs	Each
TLPOUNDMED	4 1/2" x 24" Medium Post Pounder	50 lbs	Each
TLPOUNDLRG	6 5/8" x 24" Large Post Pounder	55 lbs	Each



Barbed Wire

US Item #	Description	Weight	Unit	Ft / Roll	#/P
BW1548WI	15 1/2 Ga. Class 3 High Tensile Barbed Wire	37 lbs	Roll	1320	27
BW12123BASTM	12 1/2 Ga. Barbless Barbed Wire	70 lbs	Roll	1320	48
C.T.O.	12 1/2 Ga. Canadian Standard Barbed Wire	80 lbs	Roll	1320	27
BW1243BWD	12 1/2 Ga. Class 3 Barbed Wire	81 lbs	Roll	1320	27
B1245COM	12 1/2 Ga. 4 point 5" Barbed Wire - Commercial	76 lbs	Roll	1320	27
C.T.O.	12 1/2 Ga. Class 3 Barbed Wire- Black	82 lbs	Roll	1320	27
C.T.O.	12 1/2 Ga. Canadian Standard Barbed Wire - Half Roll	40 lbs	Roll	660	84
BWBK4PTBW	4 Point Vinyl Coated Barb Wire (Black)	85 lbs	Roll		
BWBN4PTBW	4 Point Vinyl Coated Barb Wire (Brown)	85 lbs	Roll		
BWGN4PTBW	4 Point Vinyl Coated Barb Wire (Green)	85 lbs	Roll		
C.T.O.	12 1/2 Ga. Canadian Standard Barbed Wire	80 lbs	Roll	1320	
C.T.O.	12 1/2 Ga. Class 3 Barbed Wire	81 lbs	Roll	1320	




Fence Staples

US Item #	Description	Length	Weight	Unit	Approx Qty
C.T.O.	7/8" Galv. Plastic Pail Fence Staples	7/8"	8 lbs	Pail	2080
C.T.O.	1 1/4" Galv. Plastic Pail Fence Staples (Barbed)	1 1/4"	8 lbs	Pail	752
C.T.O.	1 1/2" Galv. Plastic Pail Fence Staples (Barbed)	1 1/2"	8 lbs	Pail	560
C.T.O.	1 3/4" Galv. Plastic Pail Fence Staples (Barbed)	1 3/4"	8 lbs	Pail	440
C.T.O.	2" Galv. Plastic Pail Fence Staples (Barbed)	2"	8 lbs	Pail	264
C.T.O.	1 1/4" Galv. Plastic Pail Fence Staples (Barbed)	1 1/4"	30 lbs	Pail	2820
C.T.O.	1 1/2" Galv. Plastic Pail Fence Staples (Barbed)	1 1/2"	30 lbs	Pail	2100
C.T.O.	1 3/4" Galv. Plastic Pail Fence Staples (Barbed)	1 3/4"	30 lbs	Pail	1650
C.T.O.	2" Galv. Plastic Pail Fence Staples (Barbed)	2"	30 lbs	Pail	990
C.T.O.	7/8" Galv. Plastic Pail Fence Staples	7/8"	50 lbs	Box	13000
C.T.O.	1 1/4" Galv. Plastic Pail Fence Staples (Barbed)	1 1/4"	50 lbs	Pail	4700
C.T.O.	1 1/2" Galv. Plastic Pail Fence Staples (Barbed)	1 1/2"	50 lbs	Pail	3500
C.T.O.	1 3/4" Galv. Plastic Pail Fence Staples (Barbed)	1 3/4"	50 lbs	Pail	2750
C.T.O.	2" Galv. Plastic Pail Fence Staples (Barbed)	2"	50 lbs	Pail	1650



Dog Kennels


US Item #	Description	Weight
DKGA0610131611	10' x 6' Galv Dog Kennel Panel; 1 3/8" Frame 11ga Mesh	180 lbs
DKGA0610131611G	10' x 6' Galv Dog Kennel Panel with Door; 1 3/8" Frame 11ga Mesh	180 lbs
DK61010BKWW	6'h x 6' x 6' Black with 7ga Black Welded Wire (2x4 mesh)	250 lbs



Standard Dog Kennel Contains:
-3 Kennel Panels
-1 Kennel Panel w/ Door

Kennel Accesories

US Item #	Description	Weight
GH138KENL	1 3/8" Kennel Latch	0.80 lbs
GH138KENH	1 3/8" Kennel Hinge	0.64 lbs



Round Corner Flat Iron Gate: Meshed

All Farm Gates are 50" tall



Ideal for non-crowding applications such as pastures, field entrances, and coastal/corrosive areas. Galvanized with a powdercoated finish. Welded latch and 36" plated chain included.

Note: Gates are 4" less than listed length to accommodate hardware.

US Item #	Description	Powdercoated	Weight	Unit
AGG0442RMEGN	4' Round Corner Mesh Gate (4" x 2")	Green	25.00 lbs	Each
AGG0642RMEGN	6' Round Corner Mesh Gate (4" x 2")	Green	35.00 lbs	Each
AGG0842RMEGN	8' Round Corner Mesh Gate (4" x 2")	Green	46.00 lbs	Each
AGG1042RMEGN	10' Round Corner Mesh Gate (4" x 2")	Green	55.00 lbs	Each
AGG1242RMEGN	12' Round Corner Mesh Gate (4" x 2")	Green	65.00 lbs	Each
AGG1442RMEGN	14' Round Corner Mesh Gate (4" x 2")	Green	76.00 lbs	Each
AGG1642RMEGN	16' Round Corner Mesh Gate (4" x 2")	Green	86.00 lbs	Each
AGG0442RMESH	4' Round Corner Mesh Gate (4"x2") - 6 Ga	Grey	30.80 lbs	Each
AGG0642RMESH	6' Round Corner Mesh Gate (4"x2") - 6 Ga	Grey	41.80 lbs	Each
AGG0842RMESH	8' Round Corner Mesh Gate (4"x2") - 6 Ga	Grey	57.20 lbs	Each
AGG1042RMESH	10' Round Corner Mesh Gate (4"x2") - 6 Ga	Grey	68.20 lbs	Each
AGG1242RMESH	12' Round Corner Mesh Gate (4"x2") - 6 Ga	Grey	79.20 lbs	Each
AGG1442RMESH	14' Round Corner Mesh Gate (4"x2") - 6 Ga	Grey	92.40 lbs	Each
AGG1642RMESH	16' Round Corner Mesh Gate (4"x2") - 6 Ga	Grey	101.20 lbs	Each

Square Corner Flat Iron Gate: Meshed


All Farm Gates are 50" tall



US Item #	Description	Powdercoated	Weight	Unit
AGG04242SQBK	3 1/2' Square Corner Mesh Gate	Black	29.00 lbs	Each
AGG0442SQBK	4' Square Corner Mesh Gate	Black	32.00 lbs	Each
AGG0642SQBK	6' Square Corner Mesh Gate	Black	42.00 lbs	Each
AGG0842SQBK	8' Square Corner Mesh Gate	Black	57.00 lbs	Each
AGG1042SQBK	10' Square Corner Mesh Gate	Black	68.00 lbs	Each
AGG1242SQBK	12' Square Corner Mesh Gate	Black	81.00 lbs	Each
AGG1442SQBK	14' Square Corner Mesh Gate	Black	103.00 lbs	Each
AGG1642SQBK	16' Square Corner Mesh Gate	Black	116.00 lbs	Each

Round Corner Flat Iron Gate: 6-Rail


All Farm Gates are 50" tall



US Item #	Description	Powdercoated	Height	Weight	Unit
AGG045TGN	4' Round Corner Tube Gate	Green	4'	26.00 lbs	Each
AGG065TGN	6' Round Corner Tube Gate	Green	6'	35.00 lbs	Each
AGG085TGN	8' Round Corner Tube Gate	Green	8'	44.00 lbs	Each
AGG105TGN	10' Round Corner Tube Gate	Green	10'	52.00 lbs	Each
AGG125TGN	12' Round Corner Tube Gate	Green	12'	60.00 lbs	Each
AGG145TGN	14' Round Corner Tube Gate	Green	14'	70.00 lbs	Each
AGG165TGN	16' Round Corner Tube Gate	Green	16'	78.00 lbs	Each

Square Corner Flat Iron Gate: 5-Rail


All Farm Gates are 50" tall



US Item #	Description	Powdercoated	Height	Weight	Unit
AGG045SQBK	4' Square Corner 5 Rail Gate	Black	4'	29.00 lbs	Each
AGG065SQBK	6' Square Corner 5 Rail Gate	Black	6'	38.00 lbs	Each
AGG085SQBK	8' Square Corner 5 Rail Gate	Black	8'	53.00 lbs	Each
AGG105SQBK	10' Square Corner 5 Rail Gate	Black	10'	63.00 lbs	Each
AGG125SQBK	12' Square Corner 5 Rail Gate	Black	12'	73.00 lbs	Each
AGG145SQBK	14' Square Corner 5 Rail Gate	Black	14'	87.00 lbs	Each
AGG165SQBK	16' Square Corner 5 Rail Gate	Black	16'	98.00 lbs	Each

Square Corner Deer Gate: 72"

US Item #	Description	Weight	Unit
AGG0604DRMBK	4'W x 72" H (1 5/8") Black Mesh Deer Gate	39.00 lbs	Each
AGG0606DRMBK	6'W x 72" H (1 5/8") Black Mesh Deer Gate	52.50 lbs	Each
AGG0608DRMBK	8'W x 72" H (1 5/8") Black Mesh Deer Gate	70.50 lbs	Each
C.T.O.	10'W x 72" H (1 5/8") Black Mesh Deer Gate	84.25 lbs	Each
C.T.O.	12'W x 72" H (1 5/8") Black Mesh Deer Gate	97.75 lbs	Each




Square Corner Deer Gate: 90"

US Item #	Description	Weight	Unit
AGG0804DRMBK	4'W x 90" H (1 5/8") Black Mesh Deer Gate	45.00 lbs	Each
AGG0806DRMBK	6'W x 90" H (1 5/8") Black Mesh Deer Gate	60.50 lbs	Each
AGG0808DRMBK	8'W x 90" H (1 5/8") Black Mesh Deer Gate	82.25 lbs	Each
AGG0810DRMBK	10'W x 90" H (1 5/8") Black Mesh Deer Gate	97.75 lbs	Each
AGG0812DRMBK	12'W x 90" H (1 5/8") Black Mesh Deer Gate	113.00 lbs	Each

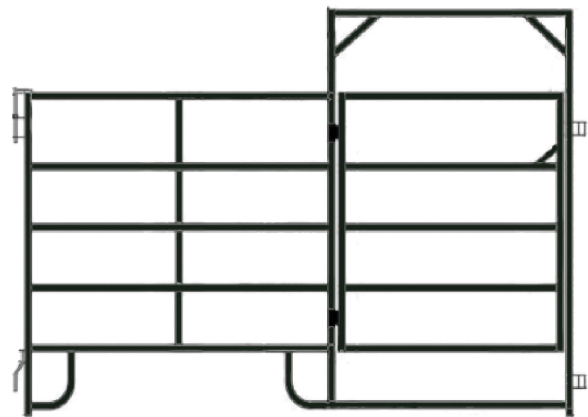
Medium Duty - Flat Iron Corral Panel

US Item #	Description	Weight	Unit
AF60110MDCPB	Corral Panel, 1 5/8", 5 Rail, 18 Ga (110" x 60")	51 lbs	Each



Medium Duty - Flat Iron Corral Panel with Gate

US Item #	Description	Weight	Unit
AF60110MDCPG	Walk Through Gate, 5 Rail, 18 Ga (110"W x 60"H x 82"H)	66 lbs	Each



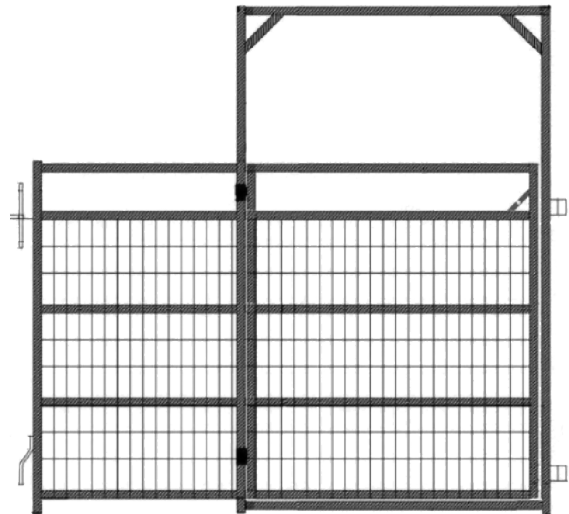
Light Duty - Flat Iron Corral Panel - Mesh

US Item #	Description	Weight	Unit
AF5480LDCPMB	Corral Panel, Mesh, 19 Ga (80"W x 54.5 H)	33 lbs	Each




Light Duty - Flat Iron Corral Panel with Gate - Mesh

US Item #	Description	Weight	Unit
AF60110MDCP	Walk Through Gate, Mesh, 19 Ga (80"W x 54.5"H x 82"H)	40 lbs	Each



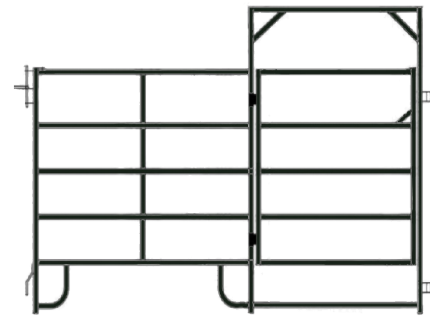
Light Duty - Flat Iron Corral Panel - 5-Rail

US Item #	Description	Weight	Unit
AF60110LDCPB	Corral Panel, 5-Rail, 19 Ga (110"W x 60" H)	33 lbs	Each



Light Duty - Flat Iron Corral Panel with Gate - 5-Rail

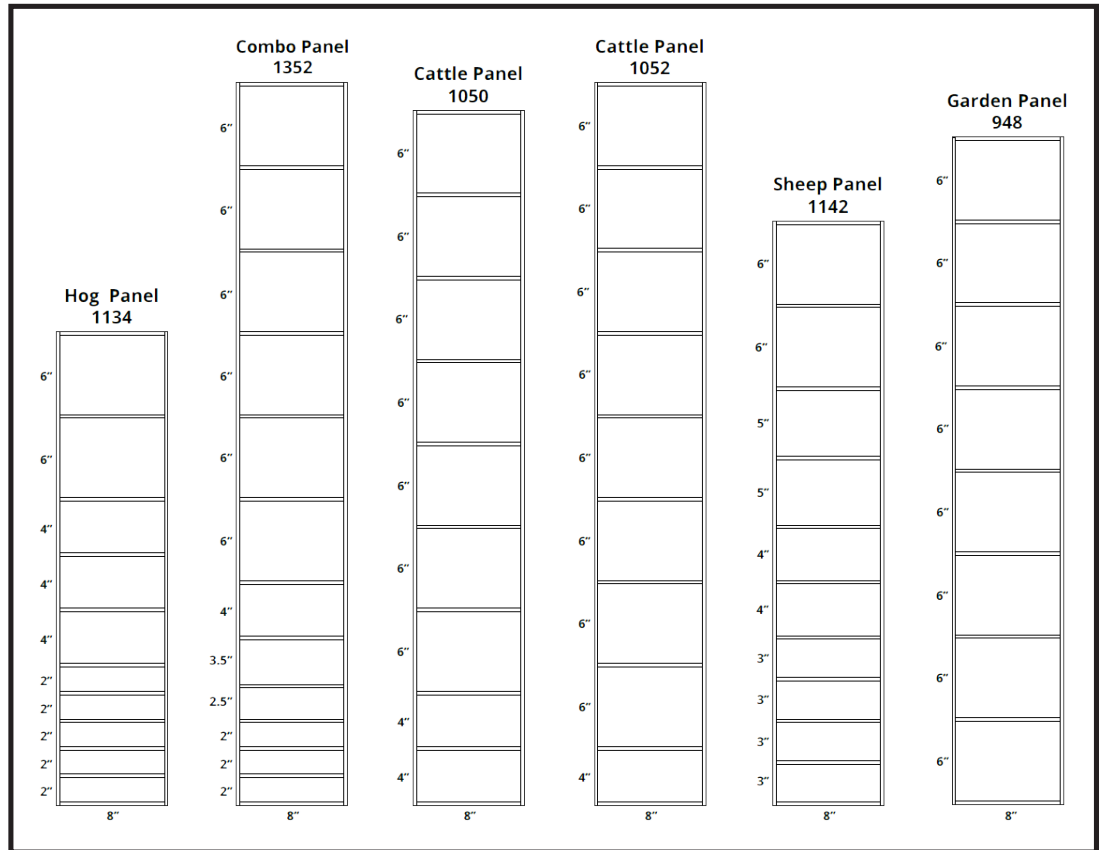
US Item #	Description	Weight	Unit
AF60110LDPCG	Walk Through Gate, 5 Rail, 19 Ga (110"W x 60"H x 82"H)	42 lbs	Each



Light Duty - Flat Iron Corral Panel with Gate - 6-Rail

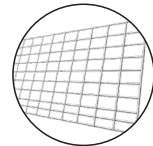
US Item #	Description	Weight	Unit
C.T.O.	Light Duty, 6 Rail, Corral Panel, 19 Ga (144"W x 60"H) - Green	57 lbs	Each

Panel Styles



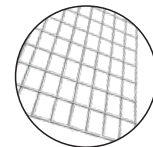
Cattle Panel

US Item #	Description	Weight	Unit	#/Bundle
AF5016CATTL	Cattle Panel (1050-8-4 x 16')	34 lbs	Each	50




Galvanized Hog Panel

US Item #	Description	Weight	Unit	#/Bundle
AF3416HOGP	Hog Panel (1134-8-3.5 x 16')	33 lbs	Each	50



Fence Panels (Galvanized)

US Item #	Description	Weight	Unit	#/Bundle
AF4816UTLPN	Utility Panel (1348-4-6 x 16'W)	51 lbs	Each	50
AF6016UTLPN	Utility Panel (1660-2-6 x 16'W)	74 lbs	Each	50
AF60192HORPN	Horse Panel (1660-2-6 x 16'W)	50 lbs	Each	50




Latches

US Item #	Description	Weight	Unit
C.T.O.	Kiwi Latch	0.3 lbs	Each
C.T.O.	Ty-Ten Lok Gate Latch	3 lbs	Each




Butterfly Latch

US Item #	Description	Type	#/Bag	Weight
GH1713BUTT	1 3/8" x 1 7/8"	Standard	25	1.2 lbs
GH2313BUTT	1 3/8" x 2 3/8"	Standard	25	1.3 lbs
GH2315BUTT	2 3/8" x 1 5/8"	Standard	25	1.7 lbs
GH138FBUT	1 3/8" Flat-Back	Flat-Back	25	0.8 lbs
GBK2313BUTT	2 3/8" x 1 3/8" Butterfly Latch - Steel (Black)	Standard, BL	10	1.0 lbs



Standard



Flatback

K-Bar Latches

US Item #	Description	Type	#/Bag	Weight
GHKBARL	K-Bar Latch - Left	Left	5	3 lbs
GHKBARR	K-Bar Latch - Right	Right	5	3 lbs
GHKBARU	K-Bar Latch - Universal	Universal	10	3.2 lbs



Gate Frame Hinge

US Item #	Description	Type	#/Bag	Weight
GH1312GFHI	1 3/8" Gate Frame Hinge (5/8")	PS,BL	100	0.40 lbs
GH1358GFHI	1 3/8" x 5/8" x 1 1/4" Gate Frame Hinge		50	0.48 lbs
GH10058GFHSQ	1" x 5/8" Square Gate Frame Hinge		50	0.65 lbs
* 3/8" x 2" Bolt and Nut Required (AGR 24)				
GH1758GFHI	1 7/8" Gate Frame Hinge (5/8")	PS	50	0.90 lbs
* 3/8" x 2 1/2" Bolt and Nut Required (AGR 24)				
GH11258GFHSQ	1 1/2" x 5/8" Square Gate Frame Hinge		50	0.95 lbs
GH1558GFHI	1 5/8" Gate Frame Hinge (5/8")	PS,BL	50	0.50 lbs
* 3/8" x 2 1/4" Bolt and Nut Required (AGR 24)				
GH20058GFHSQ	2" x 5/8" Square Gate Frame Hinge		50	1.05 lbs
* 3/8" x 3" Bolt and Nut Required (AGR 24)				



Gate Post Hinge

US Item #	Description	Type	#/Bag	Weight
GH1358POST	1 3/8" Gate Post Hinge (5/8")	PS	50	0.50 lbs
GH1558POST	1 5/8" Gate Post Hinge (5/8")	PS	50	0.50 lbs
* 3/8" x 2 1/4" Bolt and Nut Required (AGR 24)				
GH1758POST	1 7/8" Gate Post Hinge (5/8")	PS,BL	50	0.70 lbs
* 3/8" x 2 1/2" Bolt and Nut Required (AGR 24)				
GH2358POST	2 3/8" Gate Post Hinge (5/8")	PS,BL	50	0.90 lbs
C.T.O.	3 1/2" Gate Post Hinge (5/8")	PS	50	1.10 lbs
GH58FLBPH	5/8" Pin Flat Back Post Hinge	PS	20	0.50 lbs
GH20058POST	2" x 5/8" Square Post Hinge	PS	50	0.65 lbs
* 3/8" x 3" Bolt and Nut Required (AGR 24)				
GH2758POST	2 7/8" Gate Post Hinge (5/8")	PS,BL	50	1.10 lbs
GH21258POST	2 1/2" x 5/8" Square Post Hinge	PS	50	0.95 lbs
* 3/8" x 3 1/2" Bolt and Nut Required (AGR 24)				
GH30058POST	3" x 5/8" Square Post Hinge	PS	50	1.05 lbs
* 3/8" x 4" Bolt and Nut Required (AGR 24)				



Flatback Pin Hinge

Fork Latch

US Item #	Description	Type	#/Bag	Weight
GH1313FLGS	1 3/8" x 1 3/8" Fork Latch	PS	25	0.80 lbs
C.T.O.	1 3/8" x 1 5/8" Fork Latch	PS	25	0.80 lbs
GH1317FLGS	1 3/8" x 1 7/8" Fork Latch	PS,BL,MA,AL	25	1.00 lbs
GH1323FLGS	1 3/8" x 2 3/8" Fork Latch	PS,BL,MA	25	1.10 lbs
GH1327FLGS	1 3/8" x 2 7/8" Fork Latch	PS,MA	25	0.80 lbs
GH1517FLGS	1 5/8" x 1 7/8" Fork Latch	PS	25	1.10 lbs
GH1523FLGS	1 5/8" x 2 3/8" Fork Latch	PS,BL,BM,MA	25	1.10 lbs
GH1527FLGS	1 5/8" x 2 7/8" Fork Latch	PS,BL,BM,MA	25	1.50 lbs
C.T.O.	1 5/8" x 3 1/2" Fork Latch	PS,BL,BM,MA	25	1.80 lbs
GH1540FLGS	1 5/8" x 4" Fork Latch		25	1.20 lbs
GH1727FLGS	1 7/8" x 2 7/8" Fork Latch		25	1.10 lbs
GH1317FLGI	1 3/8" x 1 7/8" Fork Latch	GI	25	1.40 lbs
GH1323FLGI	1 3/8" x 2 3/8" Fork Latch	GI	25	1.40 lbs
GH1517FLGI	1 5/8" x 1 7/8" Fork Latch	GI	25	1.50 lbs
GH1523FLGI	1 5/8" x 2 3/8" Fork Latch	GI	25	1.55 lbs
GH1527FLGI	1 5/8" x 2 7/8" Fork Latch	GI	25	1.61 lbs
GH1540FLGI	1 5/8" x 4" Fork Latch	GI	25	2.00 lbs
GH1717FLGI	1 7/8" x 1 7/8" Fork Latch	GI	25	1.42 lbs
GH1723FLGI	1 7/8" x 2 3/8" Fork Latch	GI	25	1.60 lbs
GH1727FLGI	1 7/8" x 2 7/8" Fork Latch	GI	25	1.70 lbs
GH1740FLGI	1 7/8" x 4" Fork Latch	GI	25	1.70 lbs



Fork Latch - Fork Only

US Item #	Description	Type	Weight
GH138FKPS	1 3/8" Fork	Standard	0.40 lbs
GH158FKPS	1 5/8" Fork	Standard	0.60 lbs
GH178FKPS	1 7/8" Fork	Standard	0.80 lbs
GH238FKPS	2 3/8" Fork	Standard	1.00 lbs
GH278FKPS	2 7/8" Fork	Standard	1.20 lbs
GH658FKPS	6 5/8" Fork	Standard	1.27 lbs
GH100SQFL	1" Square Fork	Square	0.30 lbs
GH112SQFL	1 1/2" Square Fork	Square	0.38 lbs
GH200SQFL	2" Square Fork	Square	0.43 lbs
GH212SQFL	2 1/2" Square Fork	Square	0.51 lbs

Collars & Flatbacks

CAD Item #	US Item #	Description	Type	Weight
05002-PS	GH138COL	1 3/8" Two Piece Collar for Fork Latch	2-Piece	0.40 lbs
05003-PS	GH158COL	1 5/8" Two Piece Collar for Fork Latch	2-Piece	0.60 lbs
C.T.O.	GH178COL	1 7/8" Two Piece Collar for Fork Latch	2-Piece	0.50 lbs
05009-PS	GH138FBFB	Flat Back Bracket	Flatback	0.30 lbs
C.T.O.	GH100SQCL	1" Square Collar	Square	0.30 lbs
C.T.O.	GH112SQCL	1 1/2" Square Collar	Square	0.45 lbs
C.T.O.	GH200SQCL	2" Square Collar	Square	0.60 lbs



Swivel Wheels

CAD Item #	US Item #	Description	Type	Weight
05820-PS	GH138SWSG	1 3/8" (Frame)	Frame	4.65 lbs
05822-PS	GH158SWSG	1 5/8" (Frame)	Frame	4.75 lbs
C.T.O.	GH178SWSG	1 7/8" Frame - Swivel Wheel	Frame	5.00 lbs
C.T.O.	GHFLATSWSG	Flatback Swivel Wheel	Flatback	5.40 lbs
05824-PS	GH006SGRW	1 5/8" x 1 7/8" Single Wheel	Standard	2.81 lbs
C.T.O.	GHSGLPWHEEL	Single Pivot Wheel	Single Pivot	6.00 lbs



Lag Screws

CAD Item #	US Item #	Description	#/Bag	Weight	Unit
05210-PS	GH5841LAGB	5/8" x 4 1/2" Lag Screw	100	1 lbs	Each
05212-PS	GH586LAGB	5/8" x 6" Lag Screw	100	1 lbs	Each
05222-PS	C.T.O.	3/4" x 6" Lag Screw	100	1 lbs	Each



Hanger Bolts

CAD Item #	US Item #	Description	#/Bag	Weight	Unit
C.T.O.	GH5841HIHB	5/8" x 4 1/2" Hinge Hanger Bolt	100	0.63 lbs	Each
05172-WS	GH586HIHB	5/8" x 6" Hanger Bolt	100	1.00 lbs	Each
C.T.O.	GH588HIHB	5/8" x 8" Hanger Bolt	50	1.00 lbs	Each
05176-WS	GH5810HIHB	5/8" x 10" Hanger Bolt	50	1.00 lbs	Each
05178-WS	GH5812HIHB	5/8" x 12" Hanger Bolt	50	1.00 lbs	Each
05182-XX	GH346HBS	3/4" x 6" Hanger Bolt	50	1.00 lbs	Each
05184-WO	GH349HBS	3/4" x 9" Hanger Bolt	25	1.00 lbs	Each
05188-XX	GH3412HIHB	3/4" x 12" Hanger Bolt	25	1.00 lbs	Each
05194-WO	GH109HBS	1" x 9" Hanger Bolt	25	1.00 lbs	Each




Carriage Bolts (with nut)

CAD Item #	US Item #	Description	Type	#/Bag	Weight
06070-PS	FG3200BOLT	3/8" x 2" Carriage Bolt		100	0.01 lbs
06072-WW	FG3214BOLT	3/8" x 2 1/4" Carriage Bolt	PS,BL	100	0.01 lbs
06074-PS	FG3212BOLT	3/8" x 2 1/2" Carriage Bolt		100	0.01 lbs
06078-WW	FG3300BOLT	3/8" x 3" Carriage Bolt	PS,BL	100	0.01 lbs
06082-WW	FG3312BOLT	3/8" x 3 1/2" Carriage Bolt	PS,BL	100	0.01 lbs
06086-PS	FG3400BOLT	3/8" x 4" Carriage Bolt		100	0.01 lbs
06090-PS	FG5114BOLT	5/16" x 1 1/4" Carriage Bolt	PS,BL	100	0.01 lbs
06092-PS	C.T.O.	5/16" x 1 1/2" Carriage Bolt		100	0.01 lbs
06098-PS	FG5212BOLT	5/16" x 2 1/2" Carriage Bolt		100	0.01 lbs
06099-PS	C.T.O.	5/8" x 2 1/2" Carriage Bolt		100	0.01 lbs
C.T.O.	FBK5114BOLT	*5/16" x 1 1/4" Carriage Bolt	BL	2000	0.04 lbs
C.T.O.	FBK516NUTS	5/16"-18 Finished Hex Nut	BL	2000	0.01 lbs
C.T.O.	FBK380NUTS	3/8"-16 Finished Hex Nut	BL	1000	0.02 lbs



Gripples

US Item #	Description	Weight	#/Bag
C.T.O.	Small Gripples (17-13Ga)	1.10 lbs	20
C.T.O.	Medium Gripples (14-10Ga)	1.25 lbs	20
C.T.O.	Large Gripples (10-7.5Ga)	2.25 lbs	20



Farm Gate Accessories

US Item #	Description	Weight
AGGHINGBLT	Hinge Bolts for Farm Gates	2.00 lbs
AGGBKCP	Plastic Caps for Black Farm Gates	0.20 lbs



PROLINK SUPPLY

Residential Gates



Gates - Single Swing (16 Ga frame)

US Item #	Description	Opening	Height	Weight	Mesh Gauge
SGGA0442131611	Residential Single Swing Gate - Galvanized	42"	4'	20.00 lbs	11
SGGA0404131611	Residential Single Swing Gate - Galvanized	48"	4'	23.00 lbs	11
SGGA0405131611	Residential Single Swing Gate - Galvanized	60"	4'	29.00 lbs	11
SGGA0542131611	Residential Single Swing Gate - Galvanized	42"	5'	25.00 lbs	11
SGGA0504131611	Residential Single Swing Gate - Galvanized	48"	5'	29.00 lbs	11
SGGA0505131611	Residential Single Swing Gate - Galvanized	60"	5'	35.75 lbs	11
SGGA0642131611	Residential Single Swing Gate - Galvanized	42"	6'	30.00 lbs	11
SGGA0604131611	Residential Single Swing Gate - Galvanized	48"	6'	34.50 lbs	11
SGGA0605131611	Residential Single Swing Gate - Galvanized	60"	6'	43.00 lbs	11
SGBK0442131609	Residential Single Swing Gate - Black Powder Coated	42"	4'	20.00 lbs	9
SGBK0404131609	Residential Single Swing Gate - Black Powder Coated	48"	4'	23.00 lbs	9
SGBK0405131609	Residential Single Swing Gate - Black Powder Coated	60"	4'	29.00 lbs	9
SGBK0542131609	Residential Single Swing Gate - Black Powder Coated	42"	5'	25.00 lbs	9
SGBK0504131609	Residential Single Swing Gate - Black Powder Coated	48"	5'	29.00 lbs	9
SGBK0505131609	Residential Single Swing Gate - Black Powder Coated	60"	5'	35.75 lbs	9
SGBK0642131609	Residential Single Swing Gate - Black Powder Coated	42"	6'	30.00 lbs	9
SGBK0604131609	Residential Single Swing Gate - Black Powder Coated	48"	6'	34.50 lbs	9
SGBK0605131609	Residential Single Swing Gate - Black Powder Coated	60"	6'	43.00 lbs	9

Gates - Double Drive (16 Ga frame)

US Item #	Description	Opening	Height	Weight	Mesh Gauge
DGGA0410131611	Residential Double Drive Gate - Galvanized	10'	4'	58.00 lbs	11
DGGA0412131611	Residential Double Drive Gate - Galvanized	12'	4'	69.00 lbs	11
DGGA0510131611	Residential Double Drive Gate - Galvanized	10'	5'	72.00 lbs	11
DGGA0512131611	Residential Double Drive Gate - Galvanized	12'	5'	86.00 lbs	11
DGGA0610131611	Residential Double Drive Gate - Galvanized	10'	6'	86.00 lbs	11
DGGA0612131611	Residential Double Drive Gate - Galvanized	12'	6'	103.00 lbs	11
DGBK0410131609	Residential Double Drive Gate - Black Powder Coated	10'	4'	58.00 lbs	9
DGBK0412131609	Residential Double Drive Gate - Black Powder Coated	12'	4'	69.00 lbs	9
DGBK0510131609	Residential Double Drive Gate - Black Powder Coated	10'	5'	72.00 lbs	9
DGBK0512131609	Residential Double Drive Gate - Black Powder Coated	12'	5'	86.00 lbs	9
DGBK0610131609	Residential Double Drive Gate - Black Powder Coated	10'	6'	86.00 lbs	9
DGBK0612131609	Residential Double Drive Gate - Black Powder Coated	12'	6'	103.00 lbs	9


PROLINK SUPPLY

Gate Hardware



Rubber Wheels

US Item #	Description	Material	Length	Weight	/ Bundle
GH658GWBB	6" x 5/8" axle Ground Wheel Ball Bearing (P.S. Hub)	PS	6"	2.00 lbs	6
GH858GWBB	8" x 5/8" axle Ground Wheel Ball Bearing (P.S. Hub)	PS	6"	2.80 lbs	6
GH858HAHW	8" x 5/8" axle HD Aluminum Hub Wheel	AL	8"	3.60 lbs	6



Single Wheels & Assemblies

US Item #	Description	Material	Length	Weight	/ Bundle
GH006SGRW	1 5/8" x 1 7/8" Single Wheel	PS		2.81 lbs	4
GHSGLPWHEE	Single Pivot Wheel			6.00 lbs	4
GH1586SWCWA	1 5/8" with 6" Wheel & Axle	PS	6"	4.80 lbs	4
GH1588SWCWA	1 5/8" with 8" Wheel & Axle	PS	8"	6.00 lbs	4
GH1786SWCWA	1 7/8" with 6" Wheel & Axle	PS	6"	4.82 lbs	4
GH1788SWCWA	1 7/8" with 8" Wheel & Axle	PS	8"	7.23 lbs	4



Double Wheel Assembly

US Item #	Description	Material	Weight	/ Bundle
C.T.O.	1 5/8" or 1 7/8" Frame (12" x 8")	PS	11.5 lbs	4



V-Groove Wheels & Track

US Item #	Description	Material	Weight	/ Bundle
GH400VGIW	4" V-Groove Wheel - Iron	Iron	3.00 lbs	4
GH600VGIW	6" V-Groove Wheel - Iron	Iron	7.00 lbs	4
GH600VGSW	6" V-Groove Wheel - Solid Steel	PS	11.80 lbs	4
GHVT120PLT	Galvanized V-Track with Plate 120"	PS	58.00 lbs	1
GHVT236JBLT	Galvanized V-Track with J-Bolt 236"	PS	116.00 lbs	1
GHVT236TAB	Galvanized V-Track with Tabs 236"	PS	116.00 lbs	1





Swivel Wheels

US Item #	Description	Material	Fits Pipe Size	Weight	/ Box
GH138SWSG	1 3/8" (Frame)	PS	1 3/8"	4.65 lbs	4
GH158SWSG	1 5/8" (Frame)	PS	1 5/8"	4.75 lbs	4
GH178SWSG	1 7/8" Frame - Swivel Wheel		1 7/8"	5.00 lbs	4
GHFLATSWSG	Flatback Swivel Wheel		N/A	5.40 lbs	4



Wheel Carriers

US Item #	Description	Material	Wheel Size	Weight	/ Box
C.T.O.	1 5/8" Frame, 8" Wheel	PS	8"	7.0 lbs	4
GH15176DWCR	1 5/8" or 1 7/8" (6") Double Wheel Carrier	PS	6"	8.80 lbs	4
GH15178DWCR	1 5/8" or 1 7/8" (8") Double Wheel Carrier	PS	8"	11.50 lbs	4
GH15178DWCHD	1 5/8" or 1 7/8" (8") - Heavy Duty Double Wheel	PS	8"	9.70 lbs	4
GH15176DWCN	1 5/8" or 1 7/8" Narrow Double Wheel Carrier (6")	PS	6"	5.90 lbs	4
GH15178DWCN	1 5/8" or 1 7/8" Narrow Double Wheel Carrier (8")	PS	8"	9.53 lbs	4
GH15178DWCVR	1 5/8" or 1 7/8" Double Wheel Carrier 6" V-Groove/ 8" Rubber		8"	12.73 lbs	1
GH15178DWCRT	1 5/8" or 1 7/8" Double Wheel Carrier (8") - Rough Terrain		8"	13.52 lbs	1



Farm Gate Trim

US Item #	Description	Material	Height	Weight	/ Bundle
AGGHINGBLT	Hinge Bolts for Farm Gates			2.00 lbs	
AGGBKCP	Plastic Caps for Black Farm Gates			0.20 lbs	



Hanger Bolts

US Item #	Description	#/Bag	Weight	Unit
GH5841HIHB	5/8" x 4 1/2" Hinge Hanger Bolt	100	0.63 lbs	Each
GH586HIHB	5/8" x 6" Hanger Bolt	100	1.00 lbs	Each
GH588HIHB	5/8" x 8" Hanger Bolt	50	1.00 lbs	Each
GH5810HIHB	5/8" x 10" Hanger Bolt	50	1.00 lbs	Each
GH5812HIHB	5/8" x 12" Hanger Bolt	50	1.00 lbs	Each
GH346HBS	3/4" x 6" Hanger Bolt	50	1.00 lbs	Each
GH349HBS	3/4" x 9" Hanger Bolt	25	1.00 lbs	Each
GH3412HIHB	3/4" x 12" Hanger Bolt	25	1.00 lbs	Each
GH109HBS	1" x 9" Hanger Bolt	25	1.00 lbs	Each



Lag Screws

US Item #	Description	#/Bag	Weight	Unit
GH5841LAGB	5/8" x 4 1/2" Lag Screw	100	1 lbs	Each
GH586LAGB	5/8" x 6" Lag Screw	100	1 lbs	Each
C.T.O.	3/4" x 6" Lag Screw	100	1 lbs	Each



Collars & Flatbacks

US Item #	Description	Type	Weight
GH138COL	1 3/8" Two Piece Collar for Fork Latch	2-Piece	0.40 lbs
GH158COL	1 5/8" Two Piece Collar for Fork Latch	2-Piece	0.60 lbs
GH178COL	1 7/8" Two Piece Collar for Fork Latch	2-Piece	0.50 lbs
GH138FBFB	Flat Back Bracket	Flatback	0.30 lbs
GH100SQCL	1" Square Collar	Square	0.30 lbs
GH112SQCL	1 1/2" Square Collar	Square	0.45 lbs
GH200SQCL	2" Square Collar	Square	0.60 lbs



Fork Latch

US Item #	Description	Type	#/Bag	Weight
GH1313FLGS	1 3/8" x 1 3/8" Fork Latch	PS	25	0.80 lbs
C.T.O.	1 3/8" x 1 5/8" Fork Latch	PS	25	0.80 lbs
GH1317FLGS	1 3/8" x 1 7/8" Fork Latch	PS	25	1.00 lbs
GBK1317FLGS	1 3/8" x 1 7/8" Fork Latch	BL	25	1.00 lbs
C.T.O.	1 3/8" x 1 7/8" Fork Latch	MA,AL	25	1.00 lbs
GH1323FLGS	1 3/8" x 2 3/8" Fork Latch	PS	25	1.10 lbs
GBK1323FLGS	1 3/8" x 2 3/8" Fork Latch	BL	25	1.10 lbs
C.T.O.	1 3/8" x 2 3/8" Fork Latch	MA	25	1.10 lbs
GH1327FLGS	1 3/8" x 2 7/8" Fork Latch	PS	25	0.80 lbs
C.T.O.	1 3/8" x 2 7/8" Fork Latch	MA	25	0.80 lbs
GH1517FLGS	1 5/8" x 1 7/8" Fork Latch	PS	25	1.10 lbs
GH1523FLGS	1 5/8" x 2 3/8" Fork Latch	PS	25	1.10 lbs
GBK1523FLGS	1 5/8" x 2 3/8" Fork Latch	BL	25	1.10 lbs
C.T.O.	1 5/8" x 2 3/8" Fork Latch	BM,MA	25	1.10 lbs
GH1527FLGS	1 5/8" x 2 7/8" Fork Latch	PS	25	1.50 lbs
GBK1527FLGS	1 5/8" x 2 7/8" Fork Latch	BL	25	1.50 lbs
C.T.O.	1 5/8" x 2 7/8" Fork Latch	BM,MA	25	1.50 lbs
C.T.O.	1 5/8" x 3 1/2" Fork Latch	PS,BL,BM,MA	25	1.80 lbs
GH1540FLGS	1 5/8" x 4" Fork Latch	PS	25	1.20 lbs
GH1727FLGS	1 7/8" x 2 7/8" Fork Latch	PS	25	1.10 lbs
GH1317FLGI	1 3/8" x 1 7/8" Fork Latch	GI	25	1.40 lbs
GH1323FLGI	1 3/8" x 2 3/8" Fork Latch	GI	25	1.40 lbs
GH1517FLGI	1 5/8" x 1 7/8" Fork Latch	GI	25	1.50 lbs
GH1523FLGI	1 5/8" x 2 3/8" Fork Latch	GI	25	1.55 lbs
GH1527FLGI	1 5/8" x 2 7/8" Fork Latch	GI	25	1.61 lbs
GH1540FLGI	1 5/8" x 4" Fork Latch	GI	25	2.00 lbs
GH1717FLGI	1 7/8" x 1 7/8" Fork Latch	GI	25	1.42 lbs
GH1723FLGI	1 7/8" x 2 3/8" Fork Latch	GI	25	1.60 lbs
GH1727FLGI	1 7/8" x 2 7/8" Fork Latch	GI	25	1.70 lbs
GH1740FLGI	1 7/8" x 4" Fork Latch	GI	25	1.70 lbs
GH138FBFL	Flat Back Fork Latch with 1 3/8" Fork	PS	50	0.60 lbs



Fork Latch - Fork Only

US Item #	Description	Type	Length	#/Bag	Weight
GH138FKPS	1 3/8" Fork	PS	1 3/8"	100	0.4 lbs
GH158FKPS	1 5/8" Fork	PS	1 5/8"	100	0.6 lbs
GH178FKPS	1 7/8" Fork	PS	1 7/8"	100	0.8 lbs
GH238FKPS	2 3/8" Fork	PS	2 3/8"	100	1 lbs
GH278FKPS	2 7/8" Fork	PS	2 7/8"	50	1.2 lbs
GH658FKPS	6 5/8" Fork		6 5/8"	10	1.27 lbs
GH100SQFL	1" Square Fork		1"	50	0.30 lbs
GH112SQFL	1 1/2" Square Fork		1 1/2"	50	0.38 lbs
GH200SQFL	2" Square Fork		2"	50	0.43 lbs
GH212SQFL	2 1/2" Square Fork		2 1/2"	50	0.51 lbs



Three Piece Fork Latches

US Item #	Description	Type	Length	#/Bag	Weight
GH13133PFSL	1 3/8" x 1 3/8" 3-pc Fork Latch -Steel	PS	1 3/8"	25	0.80 lbs
GH13173PFSL	1 3/8" x 1 7/8" 3-pc Fork Latch -Steel	PS	1 7/8"	25	0.80 lbs
GH13233PFSL	1 3/8" x 2 3/8" 3-pc Fork Latch -Steel	PS	2 3/8"	25	0.91 lbs

Heavy Walk Latches

US Item #	Description	Type	Length	#/Bag	Weight
GH27157HWGL	2 7/8" x 1 5/8" or 1 7/8" Heavy Walk Latch	PS	2 7/8"	12	4.00 lbs
GH4157HWGL	4" x 1 5/8" or 1 7/8" Heavy Walk Latch	PS	4"	8	4.10 lbs

Misc. Latches

US Item #	Description	Type	Length	#/Bag	Weight
C.T.O.	Ty-Ten Lok Gate Latch		1 3/8"		3.00 lbs
C.T.O.	Kiwi Latch		1 7/8"		0.30 lbs
GHKANTSLAM	Kant-Slam			1	6.00 lbs
GH101ULGL	UL-101 Weld-on Uni-Latch	Weld-on		20	1.30 lbs
GH103ULGL	UL-103 Bolt-on Uni-Latch	Bolt-on		20	1.40 lbs
GH1713GRAVH	1 7/8" x 1 3/8" Gravity Hinge	PS	1 7/8"	20, 10	2.70 lbs
GH2313GRAVH	2 3/8" X 1 3/8" Gravity Hinge	PS	2 3/8"	20, 10	2.80 lbs



Gate Frame Hinges

US Item #	Description	Type	Dimensions	#/Bag	Weight
GH1312GFHI	1 3/8" Gate Frame Hinge (5/8")	PS	1 3/8"	100	0.4 lbs
C.T.O.	1 3/8" Gate Frame Hinge (5/8")	BL	1 3/8"	100	0.4 lbs
GH1358GFHI	1 3/8" x 5/8" x 1 1/4" Gate Frame Hinge		1 3/8"	50	0.48 lbs
GH1558GFHI	1 5/8" Gate Frame Hinge (5/8")	PS	1 5/8"	50	0.5 lbs
C.T.O.	1 5/8" Gate Frame Hinge (5/8")	BL	1 5/8"	50	0.5 lbs
GH1758GFHI	1 7/8" Gate Frame Hinge (5/8")	PS	1 7/8"	50	0.9 lbs
GH10058GFHSQ	1" x 5/8" Square Gate Frame Hinge		1" x 5/8" Square	50	0.65 lbs
GH11258GFHSQ	1 1/2" x 5/8" Square Gate Frame Hinge		1 1/2" x 5/8" Square	50	0.95 lbs
GH20058GFHSQ	2" x 5/8" Square Gate Frame Hinge		2" x 5/8" Square	50	1.05 lbs
GBK1358GFHI	1 3/8" x 5/8" Gate Frame Hinge (Black)	BL		50	0.48 lbs
GBK1558GFHI	1 5/8" x 5/8" Gate Frame Hinge (Black)	BL		25	0.57 lbs
GBK1758GFHI	1 7/8" x 5/8" Gate Frame Hinge (Black)	BL		25	0.60 lbs
GBK10058GFHI	1" x 5/8" Square Gate Frame Hinge (Black) - pair	BL	1" x 5/8" Square	20	0.59 lbs
GBK11258GFHI	1 1/2" x 5/8" Square Gate Frame Hinge (Black) - pair	BL	1 1/2" x 5/8" Square	20	0.76 lbs
GH58FLBPH	Flat Back Pin Hinge (5/8")	PS	2 3/8"	50	1.10 lbs




K-Bar Latches

US Item #	Description	Type	#/Bag	Weight
GHKBARL	K-Bar Latch - Left	Left	5	3.00 lbs
GHKBARR	K-Bar Latch - Right	Right	5	3.00 lbs
GHKBARU	K-Bar Latch - Universal	Universal	10	3.20 lbs



Bogey Latches

US Item #	Description	Type	Dimensions	#/Bag	Weight
GH138BGYL	1 3/8" Bogey Latch		1 3/8"	10	2.90 lbs
GH158BGYL	1 5/8" - 1 7/8" Bogey Latch			2	7.30 lbs
GH178HDDL	1 7/8" Heavy Duty Bogey Latch		1 7/8"	4	15.00 lbs



Gate Post Hinges

US Item #	Description	Type	Dimensions	#/Bag	Weight
GH1358POST	1 3/8" Gate Post Hinge (5/8")	PS	1 3/8"	50	0.5 lbs
GH1558POST	1 5/8" Gate Post Hinge (5/8")	PS	1 5/8"	50	0.5 lbs
GH1758POST	1 7/8" Gate Post Hinge (5/8")	PS	1 7/8"	50	0.7 lbs
C.T.O.	1 7/8" Gate Post Hinge (5/8")	BL	1 7/8"	50	0.7 lbs
GH2358POST	2 3/8" Gate Post Hinge (5/8")	PS	2 3/8"	50	0.9 lbs
GH2358POST	2 3/8" Gate Post Hinge (5/8")	BL	2 3/8"	50	0.9 lbs
GH2758POST	2 7/8" Gate Post Hinge (5/8")	PS	2 7/8"	50	1.1 lbs
GH2758POST	2 7/8" Gate Post Hinge (5/8")	BL	2 7/8"	50	1.1 lbs
C.T.O.	3 1/2" Gate Post Hinge (5/8")	PS	3 1/2"	50	1.1 lbs
GH58FLBPH	5/8" Pin Flat Back Post Hinge		Flat Back	20	0.51 lbs
GH20058POST	2" x 5/8" Square Post Hinge		2" x 5/8" Square	50	0.65 lbs
GH21258POST	2 1/2" x 5/8" Square Post Hinge		2 1/2" x 5/8" Square	50	0.95 lbs
GH30058POST	3" x 5/8" Square Post Hinge		3" x 5/8" Square	50	1.05 lbs
GBK1758POST	1 7/8" x 5/8" Post Hinge (Black)		1 7/8"	50	0.76 lbs
GBK2358POST	2 3/8" x 5/8" Post Hinge (Black)		2 3/8"	25	0.85 lbs
GBK2758POST	2 7/8" x 5/8" Post Hinge (Black)		2 7/8"	25	1.20 lbs
GBK20058POST	2" x 5/8" Square Post Hinge (Black) -pair		2" x 5/8" Square	20	1.28 lbs
GBK21258POST	2 1/2" x 5/8" Square Post Hinge (Black) - pair		2 1/2" x 5/8" Square	20	1.46 lbs




Butterfly Latches

US Item #	Description	Type	Length	#/Bag	Weight
GH1713BUTT	1 3/8" x 1 7/8"	PS	1 3/8"	25	1.2 lbs
GH2313BUTT	1 3/8" x 2 3/8"	PS	1 3/8"	25	1.3 lbs
GH2315BUTT	62 3/8" x 1 5/8" Butterfly Latch	PS	2 3/8"	25	1.70 lbs
GH138FBUT	1 3/8" Flatback Butterfly Latch	PS	1 3/8"	25	0.76 lbs
GBK2313BUTT	2 3/8" x 1 3/8" Butterfly Latch - Steel (Black)	BL	2 3/8"	10	1.00 lbs



Rolo Latches

US Item #	Description	Type	Dimensions	#/Bag	Weight
GH158ROLO	1 5/8" Rolo Latch	GI	1 5/8"	10	2.20 lbs
GH178ROLO	1 7/8" Rolo Latch	GI	1 7/8"	10	2.20 lbs
GBK158ROLO	1 5/8" Rolo Latch - (Black)	BL	1 5/8"	10	2.14 lbs
GBK178ROLO	1 7/8" Rolo Latch - (Black)	BL	1 7/8"	10	2.15 lbs



Frost Free Latches

US Item #	Description	Type	Length	#/Bag	Weight
GH158FFGL	1 5/8" Frost Free Gate Latch	MA	1 5/8"	10	2.80 lbs
GH178FFGL	1 7/8" Frost Free Gate Latch	PS	1 7/8"	10	3.00 lbs



Lock-n-Latch

US Item #	Description	Type	#/Bag	Weight
GHOSLNL	Off-Set Lock-n-Latch	Off-set	10	1.50 lbs
GHRGLNL	Regular Lock-n-Latch	Regular	10	1.50 lbs



Auto Latches

US Item #	Description	Type	Length	#/Bag	Weight
GH1317AUTO	1 3/8" x 1 7/8" Auto Latch	PS	1 7/8"	24	1.10 lbs
GH1323AUTO	1 3/8" x 2 3/8" Auto Latch	PS	2 3/8"	24	1.20 lbs



Shut it BadAss Gate Hinges

US Item #	Description	#/Bag	Weight
GH3000BADWZ	Original Steel BadAss Gate Hinge	2	2.50 lbs
GH3300BADWZ	Combo BadAss Gate Hinge w/Aluminum Body	6	2.0 lbs
GH3600BADWZ	Baby BadAss Gate Hinge	6	1.10 lbs
GH3700BADWZ	Shut it Bolt-on BadAss (CI3700) Zinc Hinge	2	3.50 lbs
GH3750BADWZ	Shut it Baby Bolt-on BadAss Zinc Hinge (CI3750)	2	2.0 lbs
GH3770BADWZ	Shut it Half-Bolt-on BadAss Zinc Hinge (CI3770)	2	2.5 lbs
GH3850BADWZ	Shut it Self Closing BadAss Hinge (CI3850) Weld-on Zinc	2	5.50 lbs




Spring Hinges & Closers

US Item #	Description	#/Bag	Weight
GH2315SHCOM	1-7/8" - 2-7/8" Post x 1-3/8" - 1-7/8" Gate Frame Commercial Spring Hinge	12	3.00 lbs
GH400HDSCH	4" Post x 1 3/8" - 1 7/8" Gate Frame Heavy Duty Self Closing Hinge	12	3.00 lbs
GH1317AUTOG	1 3/8" x 1 7/8" Auto Gate Spring Closer	12	0.83 lbs
GH1323AUTOG	1 3/8" x 2 3/8" Auto Gate Spring Closer	12	1.00 lbs



180° Industrial Hinges

US Item #	Description	Length	#/Bag	Weight
GH2318INDS	2 3/8" Industrial Gate Hinge 180°	2 3/8"	10	3.50 lbs
GH2718INDS	2 7/8" Industrial Gate Hinge 180°	2 7/8"	10	3.30 lbs
GH3118INDS	3 1/2" Industrial Gate Hinge 180°	3 1/2"	10	3.70 lbs
GH418INDS	4" Industrial Gate Hinge 180°	3"	10	3.70 lbs
GH4118INDS	4 1/2" Industrial Gate Hinge 180°	4 1/2"	10	4.00 lbs
GH6518INDS	6 5/8" Industrial Gate Hinge 180°	6 5/8"	4	6.40 lbs
GH8518INDS	8 5/8" Industrial Gate Hinge 180°	8 5/8"	4	7.80 lbs



Galvanized Iron Industrial Hinges

US Item #	Description	Width	#/Bag	Weight
GH4157INDGI	4" Industrial Gate Hinge	4"	10	4.70 lbs
GH65157INDGI	6 5/8" Industrial Gate Hinge	6 5/8"	10	10.30 lbs
GH85157INDGI	8 5/8" Industrial Gate Hinge	8 5/8"	12	13.10 lbs

Bulldog Hinges

US Item #	Description	#/Bag	Weight
GH23157BULLH	2 3/8" x 1 5/8" or 1 7/8" Bulldog Hinge	12	2.90 lbs
GH27157BULLH	2 7/8" x 1 5/8" or 1 7/8" Bulldog Hinge	12	2.90 lbs
GH31157BULLH	3 1/2" x 1 5/8" or 1 7/8" Bulldog Hinge	12	3.20 lbs
GH4157BULLH	4" x 1 5/8" or 1 7/8" Bulldog Hinge	12	3.30 lbs
GH41157BULLH	4 1/2" x 1 5/8" or 1 7/8" Bulldog Hinge	12	3.40 lbs
GH65157BULLH	6 5/8" x 1 5/8" or 1 7/8" Bulldog Hinge	4	5.20 lbs
GH85157BULLH	8 5/8" x 1 5/8" or 1 7/8" Bulldog Hinge	2	7.00 lbs
GHFLATBCK	Flat Back Bulldog Hinge	5	4.00 lbs
GH1517NOSE	Nose Piece for Bulldog Hinge	10	0.80 lbs
GBK2357BULLH	2 3/8" x 1 5/8" or 1 7/8" Bulldog (Black)	10	2.70 lbs
GBK2757BULLH	2 7/8" x 1 5/8" or 1 7/8" Bulldog (Black)	10	2.80 lbs
GBK4157BULLH	4" x 1 5/8" or 1 7/8" Bulldog (Black)	10	3.70 lbs
GBK6557BULLH	6 5/8" x 1 5/8" or 1 7/8" Bulldog (Black)	4	5.70 lbs



180° Attachment

US Item #	Description	Length	#/Bag	Weight
GH1518INDBA	1 5/8" Ball Plug	1 5/8"	10	1.00 lbs
GH1718INDBA	1 7/8" Ball Plug	1 7/8"	10	1.48 lbs
GH1517INDBA	1 5/8" x 1 7/8" Adapter - 180° Attachment	1 5/8"	10	4.10 lbs



Industrial Latch Assemblies

US Item #	Description	Width	#/Bag	Weight
GH158FORK	1 5/8" Industrial Drop Rod - Fork	1 5/8"	25	1.50 lbs
GH178FORK	1 7/8" Industrial Drop Rod - Fork	1 7/8"	25	1.50 lbs
GH158GUID	1 5/8" Industrial Latch Assembly - Guide	1 5/8"	75	1.00 lbs
GH178GUID	1 7/8" Industrial Latch Assembly - Guide	1 7/8"	75	1.00 lbs
GBKGUIDLAS	Residential Latch Assembly - Guide only (Black)		20	0.20 lbs



Cane Bolts - Cane Only

US Item #	Description	Length	#/Bag	Weight
GH1236DROP	1/2" x 36" Cane Bolt - Galvanized	36"	25	1.80 lbs
GH1244DROP	1/2" x 44" Cane Bolt - Galvanized	44"	25	2.30 lbs




Residential Latch Assembly

US Item #	Description	Length	#/Bag	Weight
GH1336LARD	1 3/8" x 36" Latch Assembly (includes 2 guides)	36"	20	2.00 lbs
GH1344LARD	1 3/8" x 44" Latch Assembly (includes 2 guides)	44"	20	2.20 lbs
GHGUIDELAS	Guide Only		20	0.40 lbs
GBK1344LARD	1 3/8" x 44" Latch Assembly (Black) includes 2 guides	44"	10	3.50 lbs

Locking Drop Rod

US Item #	Description	Type	#/Bag	Weight
GH251RODG	25" Galvanized Drop Rod (1" dia)	GA	5	4.90 lbs
GBK251RODG	25" Galvanized Drop Rod (1" dia)- (Black)	BL	10	4.90 lbs



Gate Rods

US Item #	Description	Length	#/Bag	Weight
GH4451RODS	5/16" x 44" Gate Rod	44"	25	0.70 lbs
GH5651RODS	5/16" x 56" Gate Rod	56"	25	0.90 lbs
GH6851RODS	5/16" x 68" Gate Rod	68"	25	1.10 lbs
GH7251RODS	5/16" x 72" Gate Rod	72"	25	1.20 lbs



Gate Keepers

US Item #	Description	Type	#/Bag	Weight
GH1517GHBGI	1 5/8" or 1 7/8" Gate Keeper - Galv. Iron	GI	20	2.40 lbs
GH158GHBS	1 5/8" Gate Keeper - Steel	Steel	20	1.70 lbs




Gate Clips

US Item #	Description	Length	#/Bag	Weight
GH1358CLIP	1 3/8" x 5/8" Gate Clip	5/8"	500	0.13 lbs
GH1358CCLIP	1 3/8" x 5/8" "C" Style Gate Clip	5/8"	250, 500	0.13 lbs
GH1534CLIP	1 5/8" x 3/4" Gate Clip	3/4"	250	0.16 lbs
GH1558CCLIP	1 5/8" x 3/4" "C" Style Gate Clip	3/4"	250	0.14 lbs




Center Stops

US Item #	Description	Type	#/Bag	Weight
GHCNTRSTOP	Center Stop - Galvanized Iron	GI	10	3.10 lbs
GHFLDCTRPS	Center Stop - Field Type -Steel	PS	12	1.30 lbs



Single Hole Lock Boxes

US Item #	Description	Details	#/Bag	Weight
GH23421LOCKB	1 Hole Lock Box - 2 3/4" Backset, 2 1/8" Hole	1 hole, 2 3/4" Backset	20	0.90 lbs
GH23821LOCKB	1 Hole Lock Box - 2 3/8" Backset, 2 1/8" Hole	1 hole, 2 3/8" Backset	20	1.10 lbs
GHBXRHOBOX	Lock Box (K-BXRHO)	K-BXRHO	10	1.20 lbs
GHBXSIMEEB	Simplex Unican EE-1000 Series K-BXSIM-EE	K-BXSIM-EE	10	2.65 lbs



Double Hole Lock Box

US Item #	Description	Type	#/Bag	Weight
GHBXSIMBOX	K-BXSIM Kabailco 1000 & 5000	K-BXSIM	1	2.9 lbs
GHBXSIMBOX	Trilogy DL-2700 DL-3000	Trilogy	1	2.9 lbs
GHBXSIMBOX	Code lock 5000	Code lock 5000	1	2.9 lbs



K-BXSIM Kabailco 1000 & 5000



Trilogy DL-2700 DL-3000



Code lock 5000

TruClose Hinges

US Item #	Description	#/Bag	Weight
GHTRUHINRG	TruClose Hinge w/2 side legs - TCA1L2S3BT	10	0.74 lbs
GHTRUSHDBK	TruClose Series 3 Hinge TCHD1AS3BT - Heavy (Black)	10	1.23 lbs
GHTRUSHDWH	TruClose Series 3 Hinge TCHD1AS3WT - Heavy (White)	10	1.23 lbs
GHTRUHINH D	TruClose Heavy Duty Hinge w/2 side legs-TCHD1AL2S3BT	10	1.23 lbs
GHTRUMAHDW	TruClose Multi Adjust Heavy Duty Wood/Vinyl -TCHDMA1	10	2.60 lbs
C.T.O.	TruClose Hinge for Round Posts - Heavy Duty	10	



TruClose Hinges Misc.

US Item #	Description	Length	#/Bag	Weight
GHTRUMAHRG	TruClose Multi Adjustable Hinge - TCAMA2RND		10	1.35 lbs
GHTRUMMABK	TruClose Mini Multi Adjust Hinge (7/8" - 1-1/2"gap)-TCAMA1	1 1/2"	10	0.57 lbs
GHTRUMMTBK	TruClose Mini Multi Adjust Hinge (7/8 - 2"gap) -TCAMA2	2"	10	0.59 lbs
GHTRURPHDS	Small TruClose Round Post Hinge TCHDRND1-MK2		10	5.51 lbs
GHTRURPHDL	Large TruClose Round Post Hinge TCHDRND2-MK2		10	5.51 lbs



TCAMA1



TCHDRND2-MK2

180° Hinge and Gate Closer

US Item #	Description	Details	#/Bag	Weight
GHTIGER	Locinox Tiger 180° Compact Hinge and Gate Closer	180° Compact	10	5.40 lbs
GHMSCBK	Mammoth Hydraulic Gate Closer for Heavy Gate	Hydraulic	10	10.40 lbs



'Tiger' on left
'Mammoth' on right



MagnaLatch

US Item #	Description	#/Bag	Weight
GHMAGSIDEP	Side Pull MagnaLatch - MLSPS2	10	0.27 lbs
GHMAGTOPBK	Top Pull MagnaLatch - (Black)-ML3TPKA	10	1.43 lbs
GHMAGTOPWH	Top Pull MagnaLatch - (White) -MLTPS2WTBGA	10	1.43 lbs
GHTRUHINHDL	TruClose Heavy Duty Hinge w/2 side legs-TCHD1AL2S3BT	10	1.16 lbs

Round Post Adaptor Kit



US Item #	Description	Type	#/Bag	Weight
GHDD002RPAK	Series 2 Round Post Adaptor Kit for MagnaLatch - MLS2RPAK	Series 2		
GHDD003RPAK	Series 3 Round Post Adaptor Kit for MagnaLatch - ML3RPK	Series 3	10	0.50 lbs

2-way Adjustment 180° Surface Mount

US Item #	Description	#/Bag	Weight
GBKPUMA	Puma 180° Surface Mount 2-way Adjustable Hinge	10	1.20 lbs



LokkLatch

US Item #	Description	#/Bag	Weight
GHLOKKLATC	LokkLatch Latch only - LLAA	10	0.54 lbs
GHLOKKEAKY	LokkLatch with External Access Key -LLAAB	10	0.68 lbs
C.T.O.	Lokk Latch Deluxe w/External Access Key-LLDAB	10	
GHLOKKEAKR	LokkLatch with External Access Key for Round Posts LLABRND	10	0.86 lbs
GHLOKLDXE	Deluxe LokkLatch with External Access - LLD3KD	6	1.32 lbs
GHLOKMGKBK	LokkLatch Magnetic Keyed Alike (Black) - LLMKABT	10	0.65 lbs




KWIKFIT - Aluminum Hinge

US Item #	Description	#/Bag	Weight
GHKWIKFTBK	Kwik Fit Aluminum (KF3A) Wall or Post Mount - Black	1	1.0 lbs



Safe-T Line Track Brackets

US Item #	Description	Length	#/Bag	Weight
GH1715STBU	1 7/8" or 1 5/8" Track Bracket with U-Bolts	1 5/8"	20	2.60 lbs
GH2723STBU	2 7/8" or 2 3/8" Track Bracket with U-Bolts	2 3/8"	20	2.70 lbs
C.T.O.	3 1/2" x 1 5/8"	1 5/8"	20	2.8 lbs
GH400STBU	4" Track Bracket with U-bolts	4"	20	2.80 lbs
GHFLATSTBU	1 5/8" Flat Back Line Bracket	1 5/8"	20	2.13 lbs
GHBANDSTBU	Band Type Safety Track Bracket		20	1.00 lbs
GBK1715STBU	1 7/8" or 1 5/8" Track Bracket with U-Bolts - (Black)	1 5/8"	10	2.60 lbs
GBK2723STBU	2 7/8" or 2 3/8" Track Bracket with U-Bolts- (Black)	2 3/8"	10	2.70 lbs




Gate Stop

US Item #	Description	#/Bag	Weight
GHSFTGTSTP	Safety Gate Stop	20	0.60 lbs



Safe-T Rear Wheels

US Item #	Description	Material	#/Bag	Weight
GH500TWS	5" Track Wheel	PS	10	2.50 lbs
GH500WCBS	5" Track Wheel with Bracket	PS	4	4.55 lbs
GH50017WCBS	5" x 1-7/8" Track Wheel w Clamp on Bracket- Steel	PS	4	5.52 lbs
GH400WUBN	4" Track Wheel with U-Bolt- Nylon	PS	4	3.50 lbs
GH500WCBN	5" Track Wheel with Clamp on Bracket- Nylon	PS	4	5.77 lbs
GH500DBGI	5" Track Wheel with Bracket	GI	4	6.99 lbs
C.T.O.	1 5/8" x 5"	MA	4	4.9 lbs



Clamp on Gate Roller Brackets

US Item #	Description	Length	#/Bag	Weight
GH158CBS	1 5/8" Clamp on Gate Roller Bracket	1 5/8"	25	1.0 lbs
GH178CBS	1 7/8" Clamp on Gate Roller Bracket	1 7/8"	25	1.0 lbs



Cantilever Receivers

US Item #	Description	Length	#/Bag	Weight
GH278CLATC	2 7/8" Cantilever Gate Latch- Lok-n-latch Style	2 7/8"	10	3.53 lbs
GH400CLATC	4" Cantilever Gate Latch- Lok-n-latch Style	4"	10	3.97 lbs
GH278LCLAT	2 7/8" Lockable Cantilever Gate Latch Receiver Style	2 7/8"	10	3.53 lbs
GH400LCLAT	4" Lockable Cantilever Gate Latch Receiver Style	4"	10	3.53 lbs
GH423ANLAT	4" x 2 3/8" Adjustable Nesting Cantilever Latch	4"	4	5.00 lbs



Cantilever Rollers

US Item #	Description	Length	#/Bag	Weight
GH27823CRNRIWI	2-7/8" Rnd Post C.A.Back w/2-3/8" Nylon Cantilever Roller	2 7/8"	4	12.00 lbs
GH4238CRNRIWI	4" Round Post P.S.Back w/2-3/8" Nylon Cantilever Roller	4"	4	13.20 lbs
GH4238CRNSIWI	4" Square Post P.S.Back w/2-3/8" Nylon Cantilever Roller	4"	4	12.00 lbs
GH6523CRNRIWI	6-5/8" Round Post P.S.Back w/2-3/8" Nylon Cantilever Roller	6 5/8"	4	15.22 lbs
GH0402CRNRIWI	4" Square Post P.S.Back w/2" Square Nylon Cantilever Roller	4"	4	9.60 lbs
GH4200CRNRIWI	4" Round Post P.S.Back w/2" Square Nylon Cantilever Roller	4"	4	12.00 lbs
GH4238CRIRIWI	4" Round Post G.I.Back w/2-3/8" G.I. Cantilever Roller	4"	4	16.54 lbs
GH2717CRGI	2-7/8" Round Post G.I.Back w/1 7/8" G.I. Cantilever Roller	2 7/8"	4	14.00 lbs
GH2723CRNRIWI	2-7/8" Round Post G.I. Back w/2-3/8" G.I. Cantilever Roller	2 7/8"	4	16.39 lbs
GH4238CRCNIWI	4" Round Post G.I. Back w/2-3/8" Nylon Cantilever Roller	4"	4	12.00 lbs
C.T.O.	3 1/2" x 2 3/8" or 1 7/8"		4	16.30 lbs
C.T.O.	3 1/2" x 2 3/8" or 1 7/8"		4	16.30 lbs
C.T.O.	4 1/2" x 2 3/8" or 1 7/8"		4	16.30 lbs
C.T.O.	4 1/2" x 2 3/8" or 1 7/8"		4	16.30 lbs



Cantilever Covers


US Item #	Description	Type	#/Bag	Weight
GHPPCRC	PolyPlastic Cantilever Roller Cover	PolyPlastic	4	4.50 lbs
GH238CARC	Cantilever Roller Cover - 2 3/8 Nylon Roller	Nylon	4	4.50 lbs
GHCANRCMAL/GHTBCOVER3	Cantilever Roller Cover - Galv Iron Roller	Iron	4	4.50 lbs
GH200CARC	Cantilever Roller Cover for 2" Square Roller	Square	4	4.50 lbs

Cantilever Rollers w/ Cover

US Item #	Description	Length	#/Bag	Weight
GH23815CRNRIWI	2-3/8" Rnd Pst P.S.Back w/1-5/8" Nylon Cantilever Roller w/Cover	2 3/8"	4	3.90 lbs
GH4238CRNPCIWI	4" Rnd Pst P.S.Back w/2-3/8" Nylon Cantilever Roller w/Cover	4"	4	15.00 lbs
GH4238CRNICWI	4" Rnd Pst G.I.Back w/2-3/8" Nylon Cantilever Roller -w/Cover	4"	4	14.03 lbs
GH6523CRNICWI	6 5/8" Round Post P.S.Back w/2-3/8" Nylon Cantilever Roller w/Cover	6 5/8"	4	15.22 lbs

Hi Motion Cantilever Tracks

US Item #	Description	Length	Weight
GHTRACKMED	Hi Motion Track - 20' - Medium	20'	80.00 lbs
GHTRACKLRG20	Hi Motion Track - 20' - Large	20'	165.00 lbs
GHTRACKLRG36	Hi Motion Track - 36' - Large	36'	292.00 lbs
GHTRACKXLG	Hi Motion Track - 20' - X-Large	20'	290.00 lbs



Hi Motion Cantilever Support Rollers

US Item #	Description	Type	Weight
GHTROLLEYM	Hi Motion Support Rollers (8 Wheels) - Medium	M	10.00 lbs
GHTROLLEYL	Hi Motion Support Rollers (8 Wheels) - Large	L	25.00 lbs
GHTROLLEYX	Hi Motion Support Rollers (8 Wheels) - X-Large	XL	75.00 lbs
GHCONVKITL	Comunello to Hi Motion Support Rollers Conversion Kit - Large	Conv. Kit	2.00 lbs




Hi Motion End Caps w/ Guide Roller

US Item #	Description	Type	Weight
GHENDCAPME	Hi Motion Carriage - End Cap w/ Guide Roller - Medium	M	2.00 lbs
GHENDCAPLG	Hi Motion Carriage - End Cap w/ Guide Roller - Large	L	4.00 lbs
GHENDCAPXL	Hi Motion Carriage - End Cap w/ Guide Roller - X-Large	XL	12.00 lbs

Hi Motion Mounting & End Plates

US Item #	Description	Size	Weight
GHCAPSTMED	Hi Motion End Plate - Medium	M	1.00 lbs
GHCAPSTLRG	Hi Motion End Plate - Large	L	1.00 lbs
GHCAPSTXLG	Hi Motion End Plate - X-Large	XL	2.00 lbs
GHMNTGPLTM	Hi Motion Carriage - Mounting Plate - Medium	M	1.00 lbs
GHMNTGPLTL	Hi Motion Carriage - Mounting Plate - Large	L	2.00 lbs
GHMNTGPLTX	Hi Motion Carriage - Mounting Plate - X-Large	XL	5.00 lbs



Hi Motion Gate Limit Stop

US Item #	Description	Size	Weight
GHLSTOPMED	Hi Motion Gate Limit Stop (End Cup) - Medium	M	2.00 lbs
GHLSTOPLRG	Hi Motion Gate Limit Stop (End Cup) - Large	L	4.00 lbs
GHLSTOPXLG	Hi Motion Gate Limit Stop (End Cup) - X-Large	XL	6.00 lbs




Hi Motion Clamp-On Mounting Brackets

US Item #	Description	Size	Weight
GBK278CLA	2 7/8" Round Post Clamp on Mounting Bracket for M Support Roller	2 7/8"	2.00 lbs
GH278CLA	2 7/8" flanged Bracket for M Support Roller	2 7/8"	2.25 lbs
C.T.O.	3 1/2" flanged Bracket for M Support Roller	3 1/2"	
GH400SCLM	4" Sq. Post Clamp on Mounting Bracket for M Support Roller	4"	2.50 lbs
GH400RCLA	4" Round Post Clamp on Mounting Bracket for L Support Roller	4"	2.50 lbs
GH400SCLA	4" Sq. Post Clamp on Mounting Bracket for L Support Roller	4"	2.50 lbs

Hi Motion Guide Plate

US Item #	Description	Type	Weight
GHMDAGP	Hi Motion Adjustable Weld on Guide Plate 208.1 -Medium	Medium	4.50 lbs
GHLGAGP	Hi Motion Adjustable Weld on Guide Plate 208.2- Large	Large	5.00 lbs



Hi Motion Cantilever Guide Rollers

US Item #	Description	Length	Weight
GH003ROLLER	Guide Roller w/ Bracket (3")	3"	1.00 lbs
GH006ROLLER	Guide Roller w/ Bracket (6")	6"	2.00 lbs



Hi Motion Industrial Door Tracks & Rollers

US Item #	Description	Width	#/Bag	Capacity	Weight
OHT62624TRCK	626.24 20ft Premium Sliding Galvanized Track for 1-15/16 Rollers	1 15/16"			
OHT62642TRCK	626.42 20ft Premium Sliding Galvanized Track for 1-11/16 Rollers	1 11/16"	1		
OHT62655TRCK	626.55 20FT Premium Sliding Galvanized Track 2-1/8 Rollers	2 1/8"	1		
OHR60124RLLR	601.24 1-5/16 2-Wheel Premium Sliding Track Roller w Bearing		20	66.00 lbs	0.10 lbs
OHR60224RLLR	602.24 1-5/16 4-Wheel Premium Sliding Track Roller w Bearing		20	110.00 lbs	0.20 lbs
OHR60442RLLR	604.42 1-11/16 4-Wheel Premium Sliding Track Roller w Bearing		10	550.00 lbs	1.25 lbs
OHR60455RLLR	604.55 2-1/8 4-Wheel Premium Sliding Track Roller w Bearing		6	880.00 lbs	2.80 lbs



Hi Motion Clamp-On Mounting Brackets

US Item #	Description	#/Bag	Weight
OHA63142TSCM	631.42 Track Support for Ceiling Mounting of 1-11/16 Premium Track	10	0.90 lbs



Hi Motion Overhead Door Junction

US Item #	Description	#/Bag	Weight
OHA63246JUNC	632.42 Junction for Premium Sliding Track	30	1.00 lbs



End Stop Cap

US Item #	Description	#/Bag	Weight
OHA63342ESTP	633.42 End Stop Cap for Premium Sliding Track	20	0.20 lbs
OHA64142UNRG	641.42 Upper Nylon Roller Guide with Fixing Plate	8	0.40 lbs

End Stop Cap



End Stop Cap



Industrial Door Handles

US Item #	Description	#/Bag	Weight
OHA65000HNDL	650.F Handles (Female) for Sliding Track System	10	.30 lbs
OHA65111HNDL	651.11 Handle (Male) for Sliding Track System	6	1.6 lbs



Male (Left)

Female (Right)



PRO LINK SUPPLY

Fittings



Tension Bands - 14 Ga

US Item #	Description	Material	Width	#/Bag	Weight
FG138TBR	1 3/8" Tension Band	PS	1 3/8"	250	0.10 lbs
FBK138TBR	1 3/8" Tension Band	BL	1 3/8"	250, 50	0.10 lbs
FG158TBR	1 5/8" Tension Band	PS	1 5/8"	250	0.20 lbs
FBK158TBR	1 5/8" Tension Band	BL	1 5/8"	250, 50	0.20 lbs
FG178TBR	1 7/8" Tension Band	PS	1 7/8"	250	0.20 lbs
FBK178TBR	1 7/8" Tension Band	BL	1 7/8"	250, 50	0.20 lbs
FG238TBR	2 3/8" Tension Band	PS	2 3/8"	250	0.20 lbs
FBK238TBR	2 3/8" Tension Band	BL	2 3/8"	250	0.20 lbs
FG278TBR	2 7/8" Tension Band	PS	2 7/8"	100	0.30 lbs
FBK278TBR	2 7/8" Tension Band	BL	2 7/8"	100, 50	0.30 lbs
FG312TBR	3 1/2" Tension Band	PS	3 1/2"	100	0.40 lbs
C.T.O.	3 1/2" Tension Band	BL	3 1/2"	100	0.40 lbs
FG400TBR	4" Tension Band	PS	4"	100	0.40 lbs
FBK400TBR	4" Tension Band	BL	4"	50	0.40 lbs
FG412TBR	4 1/2" Tension Band	PS	4 1/2"	100	0.40 lbs
C.T.O.	6 5/8" Tension Band	PS	6 5/8"	50	0.70 lbs



Heavy Tension Bands - 11 Ga

US Item #	Description	Material	Width	#/Bag	Weight
FG158TBH (PS)	1 5/8" Tension Band - Heavy	PS	1 3/8"	125	0.30 lbs
FG178TBH (PS)	1 7/8" Tension Band - Heavy	PS	1 3/8"	125	0.40 lbs
FG238TBH (PS)	2 3/8" Tension Band - Heavy	PS	1 5/8"	125	0.40 lbs
FG278TBH (PS)	2 7/8" Tension Band - Heavy	PS	1 5/8"	125	0.50 lbs
FG158TBH (BL)	1 5/8" Tension Band - Heavy	BL	1 7/8"	125	0.30 lbs
FG178TBH (BL)	1 7/8" Tension Band - Heavy	BL	1 7/8"	125	0.40 lbs
FG238TBH (BL)	2 3/8" Tension Band - Heavy	BL	2 3/8"	125	0.40 lbs
FG278TBH (BL)	2 7/8" Tension Band - Heavy	BL	2 3/8"	125	0.50 lbs
FG400TBH	4" Tension Band - Heavy	PS	2 7/8"	100	0.60 lbs
FG658TBH	6 5/8" Tension Band - Heavy	PS	2 7/8"	50	0.90 lbs
FG858TBH	8 5/8" Tension Band - Heavy	PS	3 1/2"	50	1.10 lbs

Brace Bands - 12 Ga

US Item #	Description	Material	Width	#/Bag	Weight
FG138BBR	1 3/8" Brace Band	PS	1 3/8"	250	0.10 lbs
FBK138BBR	1 3/8" Brace Band	BL	1 3/8"	250, 50	0.10 lbs
FG158BBR	1 5/8" Brace Band	PS	1 5/8"	250	0.20 lbs
FBK158BBR	1 5/8" Brace Band	BL	1 5/8"	250, 50	0.2 lbs
FG178BBR	1 7/8" Brace Band	PS	1 7/8"	250	0.2 lbs
FBK178BBR	1 7/8" Brace Band	BL	1 7/8"	250, 50	0.2 lbs
FG238BBR	2 3/8" Brace Band	PS	2 3/8"	250	0.2 lbs
FBK238BBR	2 3/8" Brace Band	BL	2 3/8"	250	0.2 lbs
FG278BBR	2 7/8" Brace Band	PS	2 7/8"	100	0.3 lbs
FBK278BBR	2 7/8" Brace Band	BL	2 7/8"	100, 50	0.3 lbs
C.T.O.	3 1/2" Brace Band	PS	3 1/2"	100	0.4 lbs
C.T.O.	3 1/2" Brace Band	BL	3 1/2"	100	0.4 lbs
FG400BBR	4" Brace Band	PS	4"	100	0.4 lbs
FBK400BBR	4" Brace Band	BL	4"	50	0.4 lbs
FG412BBR	4 1/2" Brace Band	PS	4 1/2"	100	0.4 lbs
C.T.O.	6 5/8" Brace Band	PS	6 5/8"	50	0.7 lbs



Heavy Brace Bands - 11 Ga

US Item #	Description	Material	Width	#/Bag	Weight
FG158BBH	1 5/8" Brace Band - Heavy	PS	1 5/8"	125	0.3 lbs
FG178BBH	1 7/8" Brace Band - Heavy	PS	1 7/8"	125	0.3 lbs
FG238BBH	2 3/8" Brace Band - Heavy	PS	2 3/8"	125	0.4 lbs
FG278BBH	2 7/8" Brace Band - Heavy	PS	2 7/8"	125	0.4 lbs
FG400BBH	4" Brace Band - Heavy	PS	4"	100	0.6 lbs
FG658BBH	6 5/8" Brace Band - Heavy	PS	6 5/8"	50	0.95 lbs
FG858BBH	8 5/8" Brace Band - Heavy	PS	8 5/8"	50	1.22 lbs

2-Way Brace Bands - 12 Ga

US Item #	Description	Material	Width	#/Bag	Weight
FG17818BBTW	1 7/8" 2-Way Brace Band 180°	PS	1 7/8"	100	0.20 lbs
FG23818BBTW	2 3/8" 2-Way Brace Band 180°	PS	2 3/8"	100	0.30 lbs
FG27818BBTW	2 7/8" 2-Way Brace Band 180°	PS	2 7/8"	100	0.30 lbs
FG40018BBTW	4" 2-Way Brace Band 180°	PS	4"	100	0.30 lbs



Square Tension Bands - 13 Ga

US Item #	Description	Material	Width	#/Bag	Weight
FG112SQTB	1 1/2" Square Tension Band	PS	1 1/2"	50	0.20 lbs
FG200SQTB	2" Square Tension Band	PS	2"	50	0.28 lbs
FG212SQTB	2 1/2" Square Tension Band	PS	2 1/2"	50	0.33 lbs
FG300SQTB	3" Square Tension Band	PS	3"	50	0.38 lbs
FG400SQTB	4" Square Tension Band	PS	4"	25	0.48 lbs
FG600SQTB	6" Square Tension Band	PS	6"	25	0.65 lbs



Square Brace Bands - 13 Ga

US Item #	Description	Material	Width	#/Bag	Weight
FG112SQBB	1 1/2" Square Brace Band	PS	1 1/2"	50	0.24 lbs
FG200SQBB	2" Square Brace Band	PS	2"	50	0.30 lbs
FG212SQBB	2 1/2" Square Brace Band	PS	2 1/2"	50	0.36 lbs
FG300SQBB	3" Square Brace Band	PS	3"	50	0.41 lbs
FG400SQBB	4" Square Brace Band	PS	4"	25	0.50 lbs
FG600SQBB	6" Square Brace Band	PS	6"	25	0.65 lbs



Dome Caps - 13 Ga

US Item #	Description	Material	Width	#/Bag	Weight
FG138CPDC	1 3/8" Cap - Die Cast	DC	1 3/8"	350	0.06 lbs
FG158CPDC	1 5/8" Cap - Die Cast	DC	1 5/8"	350	0.09 lbs
FG178CPDC	1 7/8" Cap - Die Cast	DC	1 7/8"	250	0.10 lbs
FG238CPDC	2 3/8" Cap - Die Cast	DC	2 3/8"	150	0.14 lbs
FG138CPPS	1 3/8" Cap - Pressed Steel	PS	1 3/8"	250, 200	0.13 lbs
FG158CPPS	1 5/8" Cap - Pressed Steel	PS	1 5/8"	350, 100	0.17 lbs
FG178CPPS	1 7/8" Cap - Pressed Steel	PS	1 7/8"	200, 100	0.23 lbs
FG238CPPS	2 3/8" Cap - Pressed Steel	PS	2 3/8"	125, 50	0.34 lbs
FG278CPPS	2 7/8" Cap - Pressed Steel	PS	2 7/8"	100, 50	0.48 lbs
FG312CPPS	3 1/2" Cap - Pressed Steel	PS	3 1/2"	50, 25	0.64 lbs
FG400CPPS	4" Cap - Pressed Steel	PS	4"	25	0.80 lbs
FG412CPPS	4 1/2" Cap - Pressed Steel	PS	4 1/2"	50, 25	0.96 lbs
FG658CPPS	6 5/8" Cap - Pressed Steel	PS	6 5/8"	25, 10	3.50 lbs
FG858CPPS	8 5/8" Cap - Pressed Steel	PS	8 5/8"	8	4.00 lbs
FG238CPSD	2 3/8" Cap - Pressed Steel - Domestic	PS	2 3/8"	100	0.35 lbs
FG278CPSD	2 7/8" Cap - Pressed Steel - Domestic	PS	2 7/8"	50	0.48 lbs
FG400CPSD	4" Cap - Pressed Steel - Domestic	PS	4"	25	0.80 lbs
FG658CPSD	6 5/8" Cap - Pressed Steel - Domestic	PS	6 5/8"	10	3.50 lbs
FG858CPGI	8 5/8" Cap - Galvanized Iron	GI	8 5/8"	6	7.39 lbs
FBK138CPDC	1 3/8" Cap - Die Cast (Black)	BL	1 3/8"	100	0.06 lbs
FBK158CPDC	1 5/8" Cap - Die Cast (Black)	BL	1 5/8"	100	0.09 lbs
FBK178CPDC	1 7/8" Cap - Die Cast (Black)	BL	1 7/8"	100	0.10 lbs
FBK238CPDC	2 3/8" Cap - Die Cast (Black)	BL	2 3/8"	100	0.14 lbs
FBK138CPPS	1 3/8" Cap - Pressed Steel (Black)	BL	1 3/8"	25	0.13 lbs
FBK158CPPS	1 5/8" Cap - Pressed Steel (Black)	BL	1 5/8"	25	0.17 lbs
FBK178CPPS	1 7/8" Cap - Pressed Steel (Black)	BL	1 7/8"	25	0.23 lbs
FBK238CPPS	2 3/8" Cap - Pressed Steel (Black)	BL	2 3/8"	25	0.34 lbs
FBK278CPPS	2 7/8" Cap - Pressed Steel (Black)	BL	2 7/8"	25	0.48 lbs
FBK400CPPS	4" Cap - Pressed Steel (Black)	BL	4"	25	0.80 lbs
FBK658CPPS	6 5/8" Cap - Pressed Steel (Black)	BL	6 5/8"	10	1.00 lbs



Square Caps - 13 Ga

US Item #	Description	Material	Width	#/Bag	Weight
C.T.O.	2" Square Cap	DC	2"	250	0.12 lbs
C.T.O.	2 1/2" Square Cap	DC	2 1/2"	200	0.14 lbs
FG300CPSQ	3" Square Cap - Pressed Steel	PS	3"	125	0.25 lbs
FG400CPSQ	4" Square Cap - Pressed Steel	PS	4"	100	0.28 lbs
FG600CPSQ	6" Square Cap - Pressed Steel	PS	6"	50	0.62 lbs



Versai Pressed Square Dome Caps

US Item #	Description	Material	Width	Weight
ORF112DCAP	1 1/2" x 1 1/2" Black Post Cap	BL	1 1/2"	0.05 lbs
ORF200DCAP	2" x 2" Black Post Cap	BL	2"	0.13 lbs
ORF212DCAP	2 1/2" x 2 1/2" Black Post Cap	BL	2 1/2"	0.13 lbs
ORF300DCAP	3" x 3" Black Post Cap	BL	3"	0.20 lbs
OBK400CAP	4" x 4" Black Post Cap	BL	4"	0.33 lbs
OBK600CAP	6" x 6" Black Post Cap	BL	6"	0.45 lbs
ORF5858PLUG	5/8" x 5/8" Black Plastic Plug Cap		5/8"	0.01 lbs
ORF100PLUG	1" x 1" Black Plastic Plug Cap		1"	0.02 lbs
ORF112PLUG	1-1/2" x 1-1/2" Black Plastic Plug Cap		1 1/2"	0.04 lbs
ORF200PLUG	2" x 2" Black Plastic Plug Cap		2"	0.10 lbs



Truss Rods

US Item #	Description	Material	Height	#/Bag	Weight
FG51101TROD	10 1/2' Truss Rod	GI	126"	25	2.90 lbs
FG5112TROD	12' Truss Rod (3/8")	GI	144"	25	4.50 lbs
FBK5112TROD	12' Truss Rod (Black)	BL		25	3.30 lbs



Truss Rods Tighteners

US Item #	Description	Material	Height	#/Bag	Weight
C.T.O.	Truss Rod Tightener	GI		100	0.70 lbs
FGTIGHTENS	Truss Rod Tightener - Residential	GI		50	0.24 lbs
FBKTIGHTNH	Truss Rod Tightener - Indust. Black	BL		25	0.68 lbs
FGTIGHTENH	Truss Rod Tightener - Industrial	GI		50	0.68 lbs
FG515STRE	5/16" x 5" Stretch Bolt	GI	5"	500	0.17 lbs



Tension Bars

US Item #	Description	Material	Height	Thickness	Width	#/Bag	Weight
FG5834TBAR	34" Tension Bar (3/16" x 5/8")	PS	34"	3/16"	5/8"	25	0.90 lbs
FBK5834TBAR	34" Tension Bar (3/16" x 5/8")	BL	34"	3/16"	5/8"	26	0.90 lbs
FG5840TBAR	40" Tension Bar (3/16" x 5/8")	PS	40"	3/16"	5/8"	25	1.30 lbs
FBK5840TBAR	40" Tension Bar (3/16" x 5/8")	BL	40"	3/16"	5/8"	26	1.30 lbs
FBK5846TBAR	46" Tension Bar (3/16" x 5/8")	PS	46"	3/16"	5/8"	25	1.30 lbs
FG5846TBAR	46" Tension Bar (3/16" x 5/8")	BL	46"	3/16"	5/8"	25	1.30 lbs
FG5858TBAR	58" Tension Bar (3/16" x 5/8")	PS	58"	3/16"	5/8"	25	1.60 lbs
FBK5858TBAR	58" Tension Bar (3/16" x 5/8")	BL	58"	3/16"	5/8"	25	1.60 lbs
FG5870TBAR	70" Tension Bar (3/16" x 5/8")	PS	70"	3/16"	5/8"	25	2.00 lbs
FBK5870TBAR	70" Tension Bar (3/16" x 5/8")	BL	70"	3/16"	5/8"	25	2.00 lbs
C.T.O.	82" Tension Bar (3/16" x 5/8")	PS	82"	3/16"	5/8"	25	2.30 lbs
C.T.O.	94" Tension Bar (3/16" x 5/8")	PS	94"	3/16"	5/8"	25	2.70 lbs
C.T.O.	118" Tension Bar (3/16" x 5/8")	PS	118"	3/16"	5/8"	25	3.40 lbs
C.T.O.	216" Tension Bar (3/16" x 5/8")	PS	216"	3/16"	5/8"	25	6.20 lbs
FG3440TBAR	40" Tension Bar (3/16" x 3/4")	PS	40"	3/16"	3/4"	25	1.30 lbs
FG3446TBAR	46" Tension Bar (3/16" x 3/4")	PS	46"	3/16"	3/4"	25	1.60 lbs
FG3458TBAR	58" Tension Bar (3/16" x 3/4")	PS	58"	3/16"	3/4"	25	1.90 lbs
FG3470TBAR	70" Tension Bar (3/16" x 3/4")	PS	70"	3/16"	3/4"	25	2.40 lbs
FG3482TBAR	82" Tension Bar (3/16" x 3/4")	PS	82"	3/16"	3/4"	25	2.80 lbs
C.T.O.	94" Tension Bar (3/16" x 3/4")	PS	94"	3/16"	3/4"	25	3.20 lbs
C.T.O.	94" Tension Bar (3/16" x 3/4")	BL	94"	3/16"	3/4"	25	3.20 lbs
FG34118TBAR	118" Tension Bar (3/16" x 3/4")	PS	118"	3/16"	3/4"	25	4.10 lbs
FG34142TBAR	142" Tension Bar (3/16" x 3/4")	PS	142"	3/16"	3/4"	25	4.80 lbs
C.T.O.	216" Tension Bar (3/16" x 3/4")	PS	216"	3/16"	3/4"	25	7.30 lbs



Pipe Straps/Supports

US Item #	Description	Width	#/Bag	Weight
FG158STRAP	1 5/8" Pipe Strap	1 5/8"	100	0.50 lbs
FG178STRAP	1 7/8" Pipe Strap	1 7/8"	100	0.55 lbs
FG238STRAP	2 3/8" Pipe Support Strap	2 3/8"	100	2.55 lbs
FG278STRAP	2 7/8" Pipe Support Strap	2 7/8"	100	2.69 lbs




Carriage Bolts (w/nut)

US Item #	Description	Material	Type	Width	Length	#/Bag	Weight
FG3200BOLT	3/8" x 2" Carriage Bolt	PS	Bolt	3/8"	2"	100	0.01 lbs
FG3214BOLT	3/8" x 2 1/4" Carriage Bolt	PS	Bolt	3/8"	2 1/4"	100	0.01 lbs
FBK3214BOLT	3/8" x 2 1/4" Carriage Bolt	BL	Bolt	3/8"	2 1/4"	100	0.01 lbs
FG3212BOLT	3/8" x 2 1/2" Carriage Bolt	PS	Bolt	3/8"	2 1/2"	100	0.01 lbs
FG3300BOLT	3/8" x 3" Carriage Bolt	PS	Bolt	3/8"	3"	100	0.01 lbs
FBK3300BOLT	3/8" x 3" Carriage Bolt	BL	Bolt	3/8"	3"	100	0.01 lbs
FG3312BOLT	3/8" x 3 1/2" Carriage Bolt	PS	Bolt	3/8"	3 1/2"	100	0.01 lbs
FBK3312BOLT	3/8" x 3 1/2" Carriage Bolt	BL	Bolt	3/8"	3 1/2"	100	0.01 lbs
FG3400BOLT	3/8" x 4" Carriage Bolt	PS	Bolt	3/8"	4"	100	0.01 lbs
C.T.O.	5/16" x 1 1/4" Carriage Bolt	PS	Bolt	5/16"	1 1/4"	100	0.01 lbs
C.T.O.	5/16" x 1 1/4" Carriage Bolt	BL	Bolt	5/16"	1 1/4"	100	0.01 lbs
C.T.O.	5/16" x 1 1/2" Carriage Bolt	PS	Bolt	5/16"	1 1/2"	100	0.01 lbs
C.T.O.	5/16" x 2 1/2" Carriage Bolt	PS	Bolt	5/16"	2 1/2"	100	0.01 lbs
C.T.O.	5/8" x 2 1/2" Carriage Bolt	PS	Bolt	5/8"	2 1/2"	100	0.01 lbs
FBK5114BOLT	*5/16" x 1 1/4" Carriage Bolt (Black)	BL	Bolt	5/16"	1 1/4"	2000	0.04 lbs
FBK516NUTS	5/16"-18 Finished Hex Nut (Black)	BL	Hex Nut	5/16"	5/16"	2000	0.01 lbs
FBK380NUTS	3/8"-16 Finished Hex Nut (Black)	BL	Hex Nut	3/8"	3/8"	1000	0.02 lbs

Anchor Bolts



US Item #	Description	Material	Type	Width	Length	#/Bag	Weight
C.T.O.	1/2" x 2 3/4" Anchor Bolt	PS	Bolt	1/2"	2 3/4"	25	0.50 lbs
C.T.O.	1/2" x 3 3/4" Anchor Bolt	PS	Bolt	1/2"	3 3/4"	25	0.50 lbs



U-Bolts

US Item #	Description	Material	Width	#/Bag	Weight
FG238UBLT	1/2" x 2 3/8" U-Bolt	PS	2 3/8"	1000	0.52 lbs
FG278UBLT	1/2" x 2 7/8" U-Bolt	PS	2 7/8"	1000	0.60 lbs
FG400UBLT	1/2" x 4" U-Bolt	PS	4"	1000	0.90 lbs
FG412UBLT	1/2" x 4 1/2" U-Bolt	PS	4 1/2"	1000	0.95 lbs
FG658UBLT	5/8" x 6 5/8" U-Bolt	PS	6 5/8"	1000	1.40 lbs




Fence Staples

US Item #	Description	Bin Size	Length	#/Bag	Weight
C.T.O.	7/8" Galv. Plastic Pail Fence Staples	Small	7/8"	2080	8 lbs
C.T.O.	1 1/4" Galv. Plastic Pail Fence Staples (Barbed)	Small	1 1/4"	752	8 lbs
C.T.O.	1 1/2" Galv. Plastic Pail Fence Staples (Barbed)	Small	1 1/2"	560	8 lbs
C.T.O.	1 3/4" Galv. Plastic Pail Fence Staples (Barbed)	Small	1 3/4"	440	8 lbs
C.T.O.	2" Galv. Plastic Pail Fence Staples (Barbed)	Small	2"	264	8 lbs
C.T.O.	1 1/4" Galv. Plastic Pail Fence Staples (Barbed)	Medium	1 1/4"	2820	30 lbs
C.T.O.	1 1/2" Galv. Plastic Pail Fence Staples (Barbed)	Medium	1 1/2"	2100	30 lbs
C.T.O.	1 3/4" Galv. Plastic Pail Fence Staples (Barbed)	Medium	1 3/4"	1650	30 lbs
C.T.O.	2" Galv. Plastic Pail Fence Staples (Barbed)	Medium	2"	990	30 lbs
C.T.O.	7/8" Galv. Plastic Pail Fence Staples	Large	7/8"	13000	50 lbs
C.T.O.	1 1/4" Galv. Plastic Pail Fence Staples (Barbed)	Large	1 1/4"	4700	50 lbs
C.T.O.	1 1/2" Galv. Plastic Pail Fence Staples (Barbed)	Large	1 1/2"	3500	50 lbs
C.T.O.	1 3/4" Galv. Plastic Pail Fence Staples (Barbed)	Large	1 3/4"	2750	50 lbs
C.T.O.	2" Galv. Plastic Pail Fence Staples (Barbed)	Large	2"	1650	50 lbs



Base Plates

US Item #	Description	Material	Type	Width	Length	#/Box	Weight
FG3658FIAT	3" x 6" x 1/4" Base Plate	PS	Plate	3"	6"	25	1.15 lbs
FG4458FIAT	4" x 4" x 1/4" Base Plate	PS	Plate	4"	4"	25	1.16 lbs
C.T.O.	4" x 6" x 1/4" Base Plate	PS	Plate	4"	6"	25	1.50 lbs
FG6658FIAT	6" x 6" x 1/4" Base Plate	PS	Plate	6"	6"	25	2.30 lbs
FG8858FIAT	8" x 8" x 1/4" Base Plate	PS	Plate	8"	8"	10	4.25 lbs
C.T.O.	4" x 4" x 1/2" Base Plate	PS	Plate	4"	4"	20	4.60 lbs
C.T.O.	6" x 6" x 1/2" Base Plate	PS	Plate	6"	6"	10	4.60 lbs
C.T.O.	8" x 8" x 1/2" Base Plate	PS	Plate	8"	8"	10	5.30 lbs



Barbed Wire

US Item #	Description	Gauge	Length (ft)	#/Pallet	Weight
BW1548WI	15 1/2 Ga. Class 3 High Tensile Barbed Wire	15.5	1320	27	37 lbs
BW12123BASTM	12 1/2 Ga. Barbless Barbed Wire	12.5	1320	48	70 lbs
C.T.O.	12 1/2 Ga. Canadian Standard Barbed Wire	12.5	1320	27	80 lbs
BW1243BWD	12 1/2 Ga. Class 3 Barbed Wire	12.5	1320	27	85 lbs
B1245COM	12 1/2 Ga. 4 point 5" Barbed Wire - Commercial	12.5	1320	27	76 lbs
C.T.O.	12 1/2 Ga. Class 3 Barbed Wire- Black	12.5	1320	27	82 lbs
C.T.O.	12 1/2 Ga. Canadian Standard Barbed Wire - Half Roll	12.5	660	84	40 lbs
BWBK4PTBW	4 Point Vinyl Coated Barb Wire (Black)				85 lbs
BWBN4PTBW	4 Point Vinyl Coated Barb Wire (Brown)				85 lbs
BWGN4PTBW	4 Point Vinyl Coated Barb Wire (Green)				85 lbs
C.T.O.	12 1/2 Ga. Canadian Standard Barbed Wire IMPORT	12.5	1320	27	80 lbs
C.T.O.	12 1/2 Ga. Class 3 Barbed Wire IMPORT	12.5	1320	27	81 lbs



Barbed Tape/Razor Wire

US Item #	Description	Length (ft)	#/Pallet	Weight
BW018RGLR	18" dia Regular Security Barbed Tape (Single Coil)		5	11.00 lbs
C.T.O.	18" Diameter Razor Ribbon - 50' /Roll	50		40 lbs



Bottom Wire

US Item #	Description	Material	Gauge	Weight
C.T.O.	11 Ga. Bottom Wire	GA	11	0.03 lbs/ft
C.T.O.	9 Ga. Bottom Wire	GA	9	0.03 lbs/ft
C.T.O.	9 Ga. Bottom Wire	BL	9	0.03 lbs/ft
C.T.O.	6 Ga. Bottom Wire	GA	6	0.10 lbs/ft
C.T.O.	6 Ga. Bottom Wire	BL	6	0.10 lbs/ft



Merchant Coils/Tension Wire

US Item #	Description	Gauge	Length (ft)	#/Pallet	Weight
TW16010GA	16 Ga. Galv. Merchant Coils	16	973		10 lbs
TW14010GA	14 Ga. Galv. Merchant Coils	14	580		10 lbs
TW12010GA	12 Ga. Galv. Merchant Coils	12	375		10 lbs
AF0910MCGA	9 Ga. Galv. Merchant Coils (.134)	9	180		10 lbs
TW14050GA	14 Ga. Galv. Merchant Coils	14	2900		50 lbs
TW12050GA	12 Ga. Galv. Merchant Coils	12	1875		50 lbs
TW09050GA	9 Ga. Galv. Merchant Coils (.134)	9	900		50 lbs
C.T.O.	14 Ga. Black Annealed Merchant Coils	14	650		10 lbs
C.T.O.	12 Ga. Black Annealed Merchant Coils	12	330		10 lbs
C.T.O.	9 Ga. Black Annealed Merchant Coils	9	170		10 lbs
C.T.O.	12 Ga. Black Annealed Merchant Coils	12	1650		50 lbs
C.T.O.	9 Ga. Black Annealed Merchant Coils	9	850		50 lbs
C.T.O.	12.5 Ga. Galv. Hi-Tensile (Wood Spool)	12.5	3800		100 lbs
TW16050GA	16 ga Tension Wire - 50 lbs	16	5500		50.00 lbs
TW14050GA	14 ga Tension Wire - 50 lbs	14	2929		50.00 lbs
TW12050GA	12 ga Tension Wire - 50 lbs	12	1684		50.00 lbs
TW09050GA	9 ga Tension Wire - 50 lbs	9	850		50.00 lbs
TW7500COIL	7 ga Coil Spring 1.2 oz -500 ft	7	500		42.50 lbs
TW09100GA	9 ga Tension Wire - 100 lbs	9	1700		100.00 lbs
TW71000COIL	7 ga Coil Spring 1.2 oz -1000ft	7	1000		85.00 lbs
TW09025BK	9 ga Tension Wire - 25 lbs (Black)	9		10	25.00 lbs
TW09025BN	9 ga Tension Wire - 25 lbs (Brown)	9		10	25.00 lbs
TW09025GN	9 ga Tension Wire - 25 lbs (Green)	9		10	25.00 lbs
TW09050BK	9 ga Tension Wire - 50 lbs (Black)	9		10	50.00 lbs
TBK700COIL	7 ga Coil Spring 1.2 oz - 1000ft (Black)	7	1000	10	84.00 lbs
TBK750COIL	7 ga Coil Spring 1.2 oz - 500ft (Black)	7	500	10	42.00 lbs
TBN750COIL	7 ga Coil Spring 1.2 oz - 500ft (Brown)	7	500	10	42.00 lbs
TGN750COIL	7 ga Coil Spring 1.2 oz - 500ft (Green)	7	500	10	42.00 lbs



Electric Fence Wire

US Item #	Description	Gauge	Length (ft)	Weight
C.T.O.	Electric Fence Wire 17 Ga. (4 x 1/4 mile spools per Box)	17	5280	41 lbs
C.T.O.	Electric Fence Wire 14 Ga. (2 x 1/4 mile spools per Box)	14	2640	45 lbs
C.T.O.	Electric Fence Wire 16 Ga. (4 x 1/4 mile spools per Box)	16	5280	57 lbs



Rail Ends

US Item #	Description	Material	Length	#/Bag	Weight
FG138REDC	1 3/8" Rail End - Die Cast	DC	1 3/8"	500	0.13 lbs
FG158REDC	1 5/8" Rail End - Die Cast	DC	1 5/8"	250	0.18 lbs
FG1381REPS	1 3/8" Rail End (One Hole) - Pressed Steel	PS	1 3/8"	100	0.26 lbs
FG1581REPS	1 5/8" Rail End (One Hole) - Pressed Steel	PS	1 5/8"	100	0.31 lbs
FG1781REPS	1 7/8" Rail End (One Hole) - Pressed Steel	PS	1 7/8"	100, 50	0.33 lbs
FG2381REPS	2 3/8" Rail End (One Hole) - Pressed Steel	PS	2 3/8"	100, 50	0.56 lbs
FG1582REPS	1 5/8" Rail End (Two Hole) - Pressed Steel	PS	1 5/8"	100	0.45 lbs
FG1782REPS	1 7/8" Rail End (Two Hole) - Pressed Steel	PS	1 7/8"	50	0.50 lbs
FG1581REPSD	1 5/8" Rail End (One Hole) - P.S. Domestic	PS	1 5/8"	100	0.31 lbs
FG1781REPSD	1 7/8" Rail End (One Hole) - P.S. Domestic	PS	1 7/8"	50	0.33 lbs
FG2381REPSD	2 3/8" Rail End (One Hole) - P.S. Domestic	PS	2 3/8"	50	0.56 lbs
FG1582REPSD	1 5/8" Rail End (Two Hole) - P.S. Domestic	PS	1 5/8"	100	0.45 lbs
FG1583REPS	1 5/8" Rail End (Combo) - Pressed Steel	PS	1 5/8"	100	0.31 lbs
FBK138REDC	1 3/8" Rail End - Die Cast (Black)	BL	1 3/8"	50	0.13 lbs
FBK158REDC	1 5/8" Rail End - Die Cast (Black)	BL	1 5/8"	50	0.18 lbs
FBK1381REPS	1 3/8" Rail End (One Hole) - Pressed Steel (Black)	BL	1 3/8"	50	0.26 lbs
FBK1581REPS	1 5/8" Rail End (One Hole) - Pressed Steel (Black)	BL	1 5/8"	50	0.31 lbs
FBK1582REPS	1 5/8" Rail End (Two Hole) - Pressed Steel (Black)	BL	1 5/8"	50	0.45 lbs



Eye Tops

US Item #	Description	Material	Length	#/Bag	Weight
FG1513ETDC	1 5/8" x 1 3/8" Eye Top - Die Cast	DC	1 5/8"	200	0.14 lbs
FG1713ETDC	1 7/8" x 1 3/8" Eye Top - Die Cast	DC	1 7/8"	100	0.19 lbs
FG1715ETDC	1 7/8" x 1 5/8" Eye Top - Die Cast	DC	1 7/8"	100	0.21 lbs
FG1513ETPSR	1 5/8" x 1 3/8" Eye Top - Residential Pressed Steel	PS	1 5/8"	100, 50	0.20 lbs
FG1713ETPSR	1 7/8" x 1 3/8" Eye Top - Residential Pressed Steel	PS	1 7/8"	100, 50	0.25 lbs
FG1715ETPSR	1 7/8" x 1 5/8" Eye Top - Residential Pressed Steel	PS	1 7/8"	100, 50	0.38 lbs
FG1515ETPSC	1 5/8" x 1 5/8" Eye Top - Commercial Pressed Steel	PS	1 5/8"	100, 50	0.52 lbs
FG1715ETPSC	1 7/8" x 1 5/8" Eye Top - Commercial Pressed Steel	PS	1 7/8"	50	0.56 lbs
FG2315ETPSC	2 3/8" x 1 5/8" Eye Top - Commercial Pressed Steel	PS	2 3/8"	50	0.75 lbs
FG2715ETPSC	2 7/8" x 1 5/8" Eye Top - Commercial Pressed Steel	PS	2 7/8"	50	0.92 lbs
FG4015ETPSC	4" x 1 5/8" Eye Top - Commercial Pressed Steel	PS	4"	25	1.51 lbs
FG1715ETPSD	1 7/8" x 1 5/8" Eye Top - Pressed Steel - Domestic	PS	1 7/8"	50	0.56 lbs
FG2315ETPSD	2 3/8" x 1 5/8" Eye Top - Pressed Steel - Domestic	PS	2 3/8"	50	0.75 lbs
FG2715ETPSD	2 7/8" x 1 5/8" Eye Top - Pressed Steel - Domestic	PS	2 7/8"	50	0.92 lbs
FBK1513ETDC	1 5/8" x 1 3/8" Eye Top - Die Cast (Black)	BL	1 5/8"	50	0.14 lbs
FBK1713ETDC	1 7/8" x 1 3/8" Eye Top - Die Cast (Black)	BL	1 7/8"	50	0.19 lbs
FBK1715ETDC	1 7/8" x 1 5/8" Eye Top - Die Cast (Black)	BL	1 7/8"	50	0.21 lbs
FBK1513ETPSR	1 5/8" x 1 3/8" Eye Top - Residential Pressed Steel (Black)	BL	1 5/8"	50	0.20 lbs
FBK1713ETPSR	1 7/8" x 1 3/8" Eye Top - Residential Pressed Steel (Black)	BL	1 7/8"	50	0.25 lbs
FBK1715ETPSC	1 7/8" x 1 5/8" Eye Top - Commercial Pressed Steel (Black)	BL	1 7/8"	50	0.56 lbs
FBK2315ETPSC	2 3/8" x 1 5/8" Eye Top - Commercial Pressed Steel (Black)	BL	1 3/8"	50	0.75 lbs
FBK2715ETPSC	2 7/8" x 1 5/8" Eye Top - Commercial Pressed Steel (Black)	BL	1 5/8"	50	0.75 lbs



Sleeves

US Item #	Description	Material	Length	#/Bag	Weight
FG1386SLEV	1 3/8" x 6" Sleeves	DC	1 3/8"	100	0.36 lbs
FG1586SLEV	1 5/8" x 6" Sleeves	DC	1 5/8"	50, 100	0.62 lbs
FG1787SLEV	1 7/8" x 7" Sleeves	PS	1 7/8"	50	0.69 lbs
FBK1386SLEV	1 3/8" x 6" Sleeve (Black)	PS	1 3/8"	25	0.39 lbs
FBK1586SLEV	1 5/8" x 6" Sleeves (Black)	PS	1 5/8"	25	0.62 lbs




Backstop Adapter

US Item #	Description	#/Bag	Weight
FGBACKSTOP	Backstop Adapter	12	3.25 lbs



Weld-on Caps

US Item #	Description	Material	Length	#/Bag	Weight
FG138WELD	1 3/8" Weld-on Steel Cap	PS	1 3/8"	200	0.04 lbs
FG158WELD	1 5/8" Weld-on Steel Cap	PS	1 5/8"	200	0.05 lbs
FG178WELD	1 7/8" Weld-on Steel Cap	PS	1 7/8"	200	0.07 lbs
FG238WELD	2 3/8" Weld-on Steel Cap	PS	2 3/8"	100	0.13 lbs
FG278WELD	2 7/8" Weld-on Steel Cap	PS	2 7/8"	100	0.18 lbs
FG400WELD	4" Weld-on Steel Cap	PS	4"	50	0.32 lbs
FG178FLTWELD	1 7/8" Flat Weld-on Cap	PS	1 7/8"	200	0.07 lbs



Drive-In Plugs

US Item #	Description	Material	Length	#/Bag	Weight
FG138PLUG	1 3/8" Plug Cap - Cast Aluminum	AL	1 3/8"	100	0.06 lbs
FG158PLUG	1 5/8" Plug Cap - Cast Aluminum	AL	1 5/8"	100	0.09 lbs
FG178PLUG	1 7/8" Plug Cap - Cast Aluminum	AL	1 7/8"	100	0.11 lbs
FG238PLUG	2 3/8" Plug Cap - Cast Aluminum	AL	2 3/8"	100	0.17 lbs
C.T.O.	1 3/8" Drive In Plug	MA	1 3/8"	200	0.20 lbs
C.T.O.	1 5/8" Drive In Plug	MA	1 5/8"	200	0.30 lbs
C.T.O.	1 7/8" Drive In Plug	MA	1 7/8"	200	0.40 lbs



Post Plate

US Item #	Description	#/Bag	Weight
FGUNIPSTPL	Universal Post Plate	100	0.40 lbs
FGDUALTOP	Dual Top Post Plate	100	0.45 lbs



Barb Arms: 45°

US Item #	Description	Material	Length	#/Bag	Weight
FG15150BAS	1 5/8" x 1 5/8" One Piece Barb Arm	PS	1 5/8"	25	1.65 lbs
FG17150BAS	1 7/8" x 1 5/8" One Piece Barb Arm	PS	1 7/8"	25	1.70 lbs
FG23150BAS	2 3/8" x 1 5/8" One Piece Barb Arm	PS	2 3/8"	25	1.90 lbs
FG27150BAS	2 7/8" x 1 5/8" One Piece Barb Arm	PS	2 7/8"	25	2.05 lbs



Barb Arms: 45° - Domestic 250#

US Item #	Description	Material	Length	#/Bag	Weight
FG17150BAD	1 7/8" x 1 5/8" One Piece Barb Arm	PS	1 5/8"	25	1.80 lbs
FG23150BAD	2 3/8" x 1 5/8" One Piece Barb Arm	PS	1 7/8"	25	2.00 lbs
FG27150BAD	2 7/8" x 1 5/8" One Piece Barb Arm	PS	2 3/8"	25	2.05 lbs



Barb Arms - Vertical

US Item #	Description	Material	Length	#/Bag	Weight
FG158VBAS	1 5/8" Vertical Barb Arm	PS	1 5/8"	25	1.40 lbs
FG178VBAS	1 7/8" Vertical Barb Arm	PS	1 7/8"	25	1.50 lbs
FG238VBAS	2 3/8" Vertical Barb Arm	PS	2 3/8"	25	1.70 lbs
FG178VBAD	1 7/8" Vertical Barb Arm - Domestic	PS	1 7/8"	25	1.50 lbs
FG238VBAD	2 3/8" Vertical Barb Arm - Domestic	PS	2 3/8"	25	1.90 lbs




Universal Barb Arm - Steel

US Item #	Description	Material	Length (ft)	#/Bag	Weight
FGUNIBA	Universal Barb Arm - Steel	PS		25	3.00 lbs



Barb Arms: "V" Type Line

US Item #	Description	Material	Length	#/Bag	Weight
C.T.O.	1 7/8" x 1 5/8" V-Type Barb Arm	PS	1 7/8"	25	2.10 lbs
FG2315VOBAS	2 3/8" x 1 5/8" V-Type Barb Arm	PS	2 3/8"	25	3.00 lbs
FG2715VOBAS	2 7/8" x 1 5/8" V-Type Barb Arm	PS	2 7/8"	25	3.40 lbs
FG2315VOBAD	2 3/8" x 1 5/8" V-Type Barb Arm - Domestic	PS	2 3/8"	25	3.00 lbs
FG2715VOBAD	2 7/8" x 1-5/8" V-Type Barb Arm - Domestic	PS	2 7/8"	25	3.40 lbs



Barb Wire Extension Arms

US Item #	Description	Material	Type	#/Bag	Weight
FGSINGLSBA	Single (S Slot) Barb Wire Arm	PS	Single		0.85 lbs
FGNOTCHSBA	Notched (S Slot) Barb Wire Arm	PS	Notched	25, 50	0.85 lbs
FGEXARMBKT	Holding Bracket	PS	Bracket	50	0.23 lbs




Barb Bases

US Item #	Description	Material	Length	#/Bag	Weight
FG1715BWBPS	1 7/8" x 1 5/8" Barb Base - Pressed Steel	PS	1 7/8"	25, 50	0.69 lbs
FG2315BWBPS	2 3/8" x 1 5/8" Barb Base - Pressed Steel	PS	2 3/8"	25, 50	0.75 lbs
FG2715BWBPS	2 7/8" x 1 5/8" Barb Base - Pressed Steel	PS	2 7/8"	25	0.84 lbs



Corner Arms - 45° & V Type

US Item #	Description	Material	Length	#/Bag	Weight
FG238CAPS	2 3/8" Corner Barb Arm - Pressed Steel	PS	2 3/8"	25, 10	2.46 lbs
FG278CAPS	2 7/8" Corner Barb Arm - Pressed Steel	PS	2 7/8"	25, 10	2.65 lbs
C.T.O.	3 1/2" Corner Barb Arm - Pressed Steel	PS	3 1/2"	25	3.50 lbs
FG400CAPS	4" Corner Barb Arm - Pressed Steel	PS	4"	5	2.89 lbs
FG238CAGI	2 3/8" Corner Barb Arm - Galv. Iron	GI	2 3/8"	10	4.00 lbs
FG278CAGI	2 7/8" Corner Barb Arm - Galv. Iron	GI	2 7/8"	10	4.20 lbs
FG400CAGI	4" Corner Barb Arm - Galv. Iron	GI	4"	8	5.70 lbs
FG238CAD	2 3/8" Corner Barb Arm - Pressed Steel - U.S. Domestic	PS	2 3/8"	10	5.20 lbs
FG278CAD	2 7/8" Corner Barb Arm - Pressed Steel - U.S. Domestic	PS	2 7/8"	10	5.70 lbs
FG400CAD	4" Corner Barb Arm - Pressed Steel - U.S. Domestic	PS	4"	5	6.40 lbs
FG238VCAS	2 3/8" Corner Barb Arm V - Pressed Steel	PS	2 3/8"	25, 5	6.00 lbs
FG278VCAS	2 7/8" Corner Barb Arm V - Pressed Steel	PS	2 7/8"	25, 5	6.30 lbs
C.T.O.	3 1/2" Corner Barb Arm V - Pressed Steel	PS	3 1/2"	25	6.3 lbs
C.T.O.	4 1/2" Corner Barb Arm V - Pressed Steel	PS	4 1/2"	25	6.6 lbs
FG400VCAS	4" Corner Barb Arm V - Pressed Steel	PS	4"	5	7.00 lbs
FG278VCAD	2 7/8" Corner Barb Arm V - Pressed Steel - Domestic	PS	2 7/8"	5	6.30 lbs
FG400VCAD	4" Corner Barb Arm V - Pressed Steel - Domestic	PS	4"	5	7.00 lbs
FG238VCAGI	2 3/8" Corner Barb Arm V - Galv. Iron	GI	2 3/8"	5	7.00 lbs
FG278VCAGI	2 7/8" Corner Barb Arm V - Galv. Iron	GI	2 7/8"	5	8.00 lbs
FG400VCAGI	4" Corner Barb Arm V - Galv. Iron	GI	4"	5	10.60 lbs



Saddle Clamps

US Item #	Description	Material	Length	#/Bag	Weight
FG1313SCLAM	1 3/8" x 1 3/8" Saddle Clamp	PS	1 3/8"	100	0.50 lbs
FG1515SCLAM	1 5/8" x 1 5/8" Saddle Clamp	PS	1 5/8"	50	0.61 lbs
FG1717SCALM	1 7/8" x 1 7/8" Saddle Clamp	PS	1 7/8"	50	0.80 lbs



Panel Clamps

US Item #	Description	Material	Length	#/Bag	Weight
FG1313PCLAM	1 3/8" x 1 3/8" Panel Clamp	PS	1 3/8"	100	0.50 lbs
FG1515PCLAM	1 5/8" x 1 5/8" Panel Clamp	PS	1 5/8"	100, 50	0.63 lbs
FG1717PCLAM	1 7/8" x 1 7/8" Panel Clamp	PS	1 7/8"	100, 50	0.75 lbs
FG2315PCLAM	2 3/8" x 1 5/8" Panel Clamp	PS	2 3/8"	50	0.82 lbs
FG2715PCLAM	2 7/8" x 1 5/8" Panel Clamp	PS	2 7/8"	50	0.97 lbs



Brace Clamps

US Item #	Description	Material	Length	#/Bag	Weight
FG1313BCLAM	1 3/8" x 1 3/8" Brace Clamp	PS	1 3/8"	100	0.28 lbs
FG1513BCLAM	1 5/8" x 1 3/8" Brace Clamp	PS	1 5/8"	100	0.34 lbs
FG1515BCLAM	1 5/8" x 1 5/8" Brace Clamp	PS	1 5/8"	100	0.45 lbs
FG1713BCLAM	1 7/8" x 1 3/8" Brace Clamp	PS	1 7/8"	100	0.39 lbs
FG1715BCLAM	1 7/8" x 1 5/8" Brace Clamp	PS	1 7/8"	100	0.46 lbs
FG2315BCLAM	2 3/8" x 1 5/8" Brace Clamp	PS	2 3/8"	50	0.56 lbs
FG2715BCLAM	2 7/8" x 1 5/8" Brace Clamp	PS	2 7/8"	50	0.64 lbs



Line Rail Clamps

US Item #	Description	Width	Length	#/Bag	Weight
FG1313RCLAM	1 3/8" x 1 3/8" Line Rail Clamp	1 3/8"	1 3/8"	50	0.54 lbs
FG1513RCLAM	1 5/8" x 1 3/8" Line Rail Clamp	1 3/8"	1 5/8"	50	0.48 lbs
FG1515RCLAM	1 5/8" x 1 5/8" Line Rail Clamp	1 5/8"	1 5/8"	50	0.49 lbs
FG1713RCLAM	1 7/8" x 1 3/8" Line Rail Clamp	1 3/8"	1 7/8"	50	0.53 lbs
FG1715RCLAM	1 7/8" x 1 5/8" Line Rail Clamp	1 5/8"	1 7/8"	50	0.63 lbs
FG2315RCLAM	2 3/8" x 1 5/8" Line Rail Clamp	1 5/8"	2 3/8"	50	0.70 lbs
FG2715RCLAM	2 7/8" x 1 5/8" Line Rail Clamp	1 5/8"	2 7/8"	50	0.77 lbs
FG4015RCLAM	4" x 1 5/8" Line Rail Clamp	1 5/8"	4"	50	0.87 lbs



Automatic Gate Closer

US Item #	Description	Material	Length	#/Bag	Weight
C.T.O.	1 7/8" Auto Gate Closer; Fits 1 3/8" Frame	AL	1 7/8"	12	1.3 lbs
C.T.O.	2 3/8" Auto Gate Closer; Fits 1 3/8" Frame	AL	2 3/8"	12	1.5 lbs

Post Collars

US Item #	Description	Type	Length	#/Bag	Weight
C.T.O.	2 3/8" x 3/4" Ind. Gate Post Collar	BackBolt	2 3/8"	25	1.6 lbs
C.T.O.	2 7/8" x 3/4" Ind. Gate Post Collar	BackBolt	2 7/8"	20	3.2 lbs
C.T.O.	3 1/2" x 3/4" Ind. Gate Post Collar	BackBolt	3 1/2"	10	1.9 lbs
C.T.O.	4 1/2" x 3/4" Ind. Gate Post Collar	BackBolt	4 1/2"	10	2.6 lbs
C.T.O.	6 5/8" x 1" Ind. Gate Post Collar	BackBolt	6 5/8"	5	3.7 lbs
C.T.O.	2 3/8" x 3/4" Ind. Gate Post Collar	Hook & Eye	2 3/8"	25	1.6 lbs
C.T.O.	2 7/8" x 3/4" Ind. Gate Post Collar	Hook & Eye	2 7/8"	20	3.2 lbs
C.T.O.	3 1/2" x 3/4" Ind. Gate Post Collar	Hook & Eye	3 1/2"	10	1.9 lbs
C.T.O.	4 1/2" x 3/4" Ind. Gate Post Collar	Hook & Eye	4 1/2"	10	2.6 lbs
C.T.O.	1 5/8" x 3/4" Gate Frame Collar	Hook & Eye	1 5/8"	25	1.6 lbs



BackBolt (Top)
Hook & Eye (Bottom)



Hanger Bolts

US Item #	Description	#/Bag	Weight	Unit
GH5841HIHB	5/8" x 4 1/2" Hinge Hanger Bolt	100	0.63 lbs	Each
GH586HIHB	5/8" x 6" Hanger Bolt	100	1.00 lbs	Each
GH588HIHB	5/8" x 8" Hanger Bolt	50	1.00 lbs	Each
GH5810HIHB	5/8" x 10" Hanger Bolt	50	1.00 lbs	Each
GH5812HIHB	5/8" x 12" Hanger Bolt	50	1.00 lbs	Each
GH346HBS	3/4" x 6" Hanger Bolt	50	1.00 lbs	Each
GH349HBS	3/4" x 9" Hanger Bolt	25	1.00 lbs	Each
GH3412HIHB	3/4" x 12" Hanger Bolt	25	1.00 lbs	Each
GH109HBS	1" x 9" Hanger Bolt	25	1.00 lbs	Each




Pro Clamps - Straight Coupling

US Item #	Description	Length	#/Bag	Weight
FG158COUP	1 5/8" Straight Coupling	1 5/8"	35	1.20 lbs
FG178COUP	1 7/8" Straight Coupling	1 7/8"	30	1.40 lbs



Pro Clamps - Socket Tees

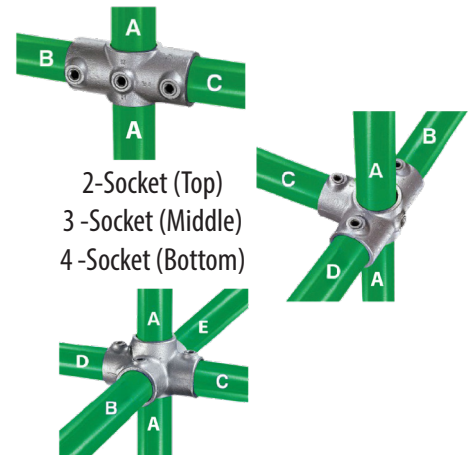
US Item #	Description	Length	#/Bag	Weight
FG158SOCT	1 5/8" Single Socket Cross	1 5/8"	40	1.40 lbs
FG178SOCT	1 7/8" Single Socket Cross	1 7/8"	30	1.40 lbs
FG1583SOCT	1 5/8" 3-Socket Tee	1 5/8"	25	2.10 lbs
FG1783SOCT	1 7/8" 3-Socket Tee	1 7/8"	25	2.12 lbs



Single Socket (Top)
3-Socket (Bottom)

Pro Clamps - Multi-Socket Cross


US Item #	Description	Length	#/Bag	Weight
FG1582SOCC	1 5/8" 2-Socket Cross	1 5/8"	30	1.66 lbs
FG1782SOCC	1 7/8" 2-Socket Cross	1 7/8"	20	1.90 lbs
FG1583SOCC	1 5/8" 3-Socket Cross	1 5/8"	20	1.00 lbs
FG1783SOCC	1 7/8" 3-Socket Cross	1 7/8"	15	1.00 lbs
FG1584SOCC	1 5/8" 4-Socket Cross	1 5/8"	15	1.00 lbs
FG1784SOCC	1 7/8" 4-Socket Cross	1 7/8"	10	2.58 lbs



2-Socket (Top)
3-Socket (Middle)
4-Socket (Bottom)

Pro Clamps - Elbows


US Item #	Description	Length	#/Bag	Weight
FG158ELBW	1 5/8" 90 Degree Elbow	1 5/8"	30	1.68 lbs
FG178ELBW	1 7/8" 90 Degree Elbow	1 7/8"	25	1.70 lbs
FG158SOEL	1 5/8" Side Outlet Elbow	1 5/8"	25	2.20 lbs
FG178SOEL	1 7/8" Side Outlet Elbow	1 7/8"	25	2.25 lbs



90 Degree (Top)
Side Outlet (Bottom)


Pro Clamps - Side Outlet 90 Degree

US Item #	Description	Length	#/Bag	Weight
FG158SOTE	1 5/8" Side Outlet Tee 90°	1 5/8"	25	1.62 lbs
FG178SOTE	1 7/8" Side Outlet Tee 90°	1 7/8"	25	1.93 lbs



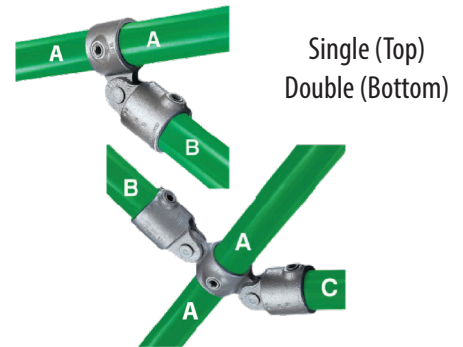
Pro Clamps - Flanges

US Item #	Description	Length	#/Bag	Weight
FG158FLAN	1 5/8" Flange	1 5/8"	25	1.44 lbs
FG178FLAN	1 7/8" Flange	1 7/8"	25	1.50 lbs
FG1582FLAN	1 5/8" 2-Hole Flange	1 5/8"	25	1.40 lbs
FG1782FLAN	1 7/8" 2-Hole Flange	1 7/8"	25	1.50 lbs



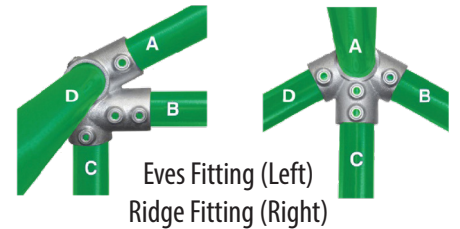
Pro Clamps - Swivel Socket

US Item #	Description	Length	#/Bag	Weight
FG158SSSF	1 5/8" Single Swivel Socket	1 5/8"	35	1.70 lbs
FG178SSSF	1 7/8" Single Swivel Socket	1 7/8"	25	1.89 lbs
FG158DSSF	1 5/8" Double Swivel Socket	1 5/8"	15	2.87 lbs
FG178DSSF	1 7/8" Double Swivel Socket	1 7/8"	10	3.27 lbs




Pro Clamps - Fittings

US Item #	Description	Length	#/Bag	Weight
FG178EFRF	1 7/8" Eves Fitting for Roof	1 7/8"	6	1.16 lbs
FG178RFRT	1 7/8" Ridge Fitting for Rooftop	1 7/8"	6	1.00 lbs
C.T.O.	1 7/8" Eye Fitting	1 7/8"	70	




Pro Clamps - Offset Tab Panel

US Item #	Description	Length	#/Bag	Weight
FG1580DTP	1 5/8" Offset Single Tab Panel w/Slot	1 5/8"	50	0.71 lbs
FG1780DTP	1 7/8" Offset Double Tab Panel w/Slot	1 7/8"	50	0.94 lbs



Pro Clamps - Misc.

US Item #	Description	Length	#/Bag	Weight
FG178MSSM	1 7/8" Male Single Socket Member	1 7/8"	80	0.74 lbs
FG178RSF	1 7/8" Rail Support	1 7/8"	30	1.23 lbs



1 5/8" Drop Latch Catch

US Item #	Description	Length	#/Bag	Weight
C.T.O.	1 5/8" Drop Latch Catch	1 5/8"	25	1.20 lbs
C.T.O.	1 7/8" Drop Latch Catch	1 7/8"	25	1.50 lbs
C.T.O.	2 3/8" Drop Latch Catch	2 3/8"	25	1.70 lbs
C.T.O.	2 7/8" Drop Latch Catch	2 7/8"	25	2.00 lbs
C.T.O.	3 1/2" Drop Latch Catch	3 1/2"	25	2.30 lbs



Drop Latch

US Item #	Description	Material	Length	#/Bag	Weight
C.T.O.	1 5/8" Drop Latch	MA	5/8"	25	1.20 lbs



Pool Latch

US Item #	Description	Length	#/Bag	Weight
C.T.O.	1 3/8" x 1 7/8" Push Down Gate Latch	1 3/8"	1	3.00 lbs
C.T.O.	1 3/8" x 2 3/8" Push Down Gate Latch	1 3/8"	1	3.50 lbs



Latch Assemblies

US Item #	Description	Length	#/Bag	Weight
C.T.O.	Drop Pin Latch Assembly		25	1.20 lbs
C.T.O.	1 3/8" x 42" E-Z Latch Assembly	1 3/8"	10	2.60 lbs



Gate Keeper

US Item #	Description	Material	#/Bag	Weight
C.T.O.	1 5/8" or 1 7/8" Gate Keeper	PS,MA	20	1.20 lbs



Luggs

US Item #	Description	Length	#/Bag	Weight
C.T.O.	1 5/8" or 1 7/8" Gate Keeper	3/4"	25	0.30 lbs

Tires

US Item #	Description	Length	#/Bag	#/Pallet	Weight
C.T.O.	6" Rubber Tired Wheel	6"	10	250	1.20 lbs
C.T.O.	8" Rubber Tired Wheel	8"	10	250	1.50 lbs
C.T.O.	10" Rubber Tired Wheel	10"	5		1.70 lbs



Pneumatic Wheel (Rut Runner)

US Item #	Description	Length	#/Bag	Weight
C.T.O.	1 5/8" Frame, 10" Wheel (12")	1 5/8"	1	14.10 lbs



Chain Link Hanger

US Item #	Description	Weight
C.T.O.	Chain Link Hanger	1.00 lbs

Turnbuckles

US Item #	Description	Length	#/Bag	Weight
C.T.O.	3/8" x 6" Zinc Plated Eye-to-Eye Turnbuckle	1 5/8"	1	0.50 lbs




Lock Boxes

US Item #	Description	Type	Weight
C.T.O.	Lock Box - 2 1/8" Hole 2 3/4" Offset	1 Hole	3.00 lbs
C.T.O.	2 Hole Lock Box - 2 1/8" Hole 2 3/4" Offset	2 Hole	3.00 lbs



Wood-To-Steel Fittings


US Item #	Description	Length	#/Bag	Weight
C.T.O.	1 7/8" x 6" Wood-Steel Adaptor	1 7/8"	25	1.00 lbs
C.T.O.	2 3/8" x 6" Adapters - Line Post	2 3/8"	25	4.50 lbs
C.T.O.	2 7/8" x 8" Wood-Steel Adaptor	2 7/8"	25	0.70 lbs
C.T.O.	2 3/8" x 6" Wood-Steel Adaptor	2 3/8"	25	4.50 lbs
C.T.O.	1 7/8" Corner Wood Brackets	1 7/8"	25	4.00 lbs
C.T.O.	2 3/8" x 1 5/8" End Clamp - Wood	2 3/8"	25	4.00 lbs
C.T.O.	2 7/8" x 1 5/8" End Clamp - Wood	2 7/8"	25	4.00 lbs



Adaptor Plate (Top)
Corner Bracket (Middle)
End Clamp (Bottom)

PROLINK SUPPLY

Ornamental




Versai 3-Rail Flat Top/Extended Picket Bottom

US Item #	Description	Type	Height	Width	Weight
ORF34903VFTPR	34"h x 90.5" Versai 3 Rail Flat Top/Ext. Picket Bottom Panel - Res.	Panel	34"	90.5"	34.00 lbs
ORF46903VFTPR	46"h x 90.5" Versai 3 Rail Flat Top/Ext. Picket Bottom Panel - Res.	Panel	46"	90.5"	40.00 lbs
ORF58903VFTPR	58"h x 90.5" Versai 3 Rail Flat Top/Ext. Picket Bottom Panel - Res.	Panel	58"	90.5"	45.00 lbs
ORF70903VFTPR	70"h x 90.5" Versai 3 Rail Flat Top/Ext. Picket Bottom Panel - Res.	Panel	70"	90.5"	52.00 lbs
ORF46053VFTGR	46"h x 58.5" oto Versai 3 Rail Flat Top/Ext. Picket Bottom Gate - Res.	Gate	46"	58.5"	36.00 lbs
ORF70053VFTGR	70"h x 58.5" oto Versai 3 Rail Flat Top / Ext. Picket Bottom Gate - Res.	Gate	70"	58.5"	49.00 lbs
C.T.O.	46"h x 46.5" oto Versai 3 Rail Flat Top / Ext. Picket Bottom Arch Gate	Gate	46"	46.5"	30.00 lbs
ORF58043VFTAG	58"h x 46.5" oto Versai 3 Rail Flat Top / Ext. Picket Bottom Arch Gate	Gate	58"	46.5"	38.00 lbs
ORF70043VFTAG	70"h x 46.5" oto Versai 3 Rail Flat Top / Ext. picket Bottom Arch Gate	Gate	70"	46.5"	43.00 lbs



Panel (FlatTop)



Gate (Arch)

Versai Flat Top/Extended Picket Bottom

US Item #	Description	Type	Height	Width	Weight
ORF46902VFTPR	46"h x 90.5" Versai 2 Rail Flat Top/Extended Picket Bottom Panel	Panel	46"	90.5"	34.00 lbs

Versai Flat Top/Flat Bottom 3-Rail

US Item #	Description	Height	Width	Weight
ORF46903VFTFB	46"h x 90.5" Versai 3 Rail Flat Top / Flat Bottom Panel -Residential	46"	90.5"	40.00 lbs
ORF46043VFTAG	46"h x 46.5" oto Versai 3 Rail Flat Top / Flat Bottom Arch Gate -Residential	46"	46.5"	31.00 lbs
C.T.O.	46"h x 46.5" oto Versai 3 Rail Flat Top / Flat Bottom Arch Gate -Residential	46"	46.5"	36.00 lbs
ORF34043VFTBG	34"h x 46.5" oto Versai 3 Rail Flat Top / Flat Bottom Gate -Residential	34"	46.5"	24.00 lbs
ORF46043VFTBG	46"h x 46.5" oto Versai 3 Rail Flat Top / Flat Bottom Gate -Residential	46"	46.5"	30.00 lbs
ORF58043VFTBG	58"h x 46.5" oto Versai 3 Rail Flat Top / Flat Bottom Gate -Residential	58"	46.5"	34.00 lbs
ORF70043VFTBG	70"h x 46.5" oto Versai 3 Rail Flat Top / Flat Bottom Gate -Residential	70"	46.5"	40.00 lbs
ORF46053VFTBG	46"h x 58.5" oto Versai 3 Rail Flat Top / Flat Bottom Gate -Residential	46"	58.5"	30.00 lbs
ORF70043AFTFB	70"h x 46.5" oto Versai 3 Rail Flat Top Arched/ Flat Bottom Gate -Res	70"	46.5"	40.00 lbs

Versai Flat Top 3-Rail (V2)

US Item #	Description	Type	Height	Width	Weight
C.T.O.	46" x 90.5" V2 Panel - Flat Top (3-Rail)	Panel	46"	90 1/2"	68.00 lbs
C.T.O.	70" x 90.5" V2 Panel - Flat Top (3-Rail)	Panel	70"	90 1/2"	91.00 lbs

Versai Flat Top/Flat Bottom 2-Rail

US Item #	Description	Type	Height	Width	Weight
ORF46902VFTFB	46" h x 90.5" Versai 2 Rail Flat Top/Bottom Panel -Residential	Panel	46"	90 1/2"	34.00 lbs
ORF34042VFTBG	34" h x 46.5" oto Versai 2 Rail Flat Top / Flat Bottom Gate -Residential	Gate	34"	46 1/2"	21.00 lbs
ORF46042VFTBG	46" h x 46.5" oto Versai 2 Rail Flat Top / Flat Bottom Gate -Residential	Gate	46"	46 1/2"	27.00 lbs
ORF58042VFTBG	58" h x 46.5" oto Versai 2 Rail Flat Top / Flat Bottom Gate -Residential	Gate	58"	46 1/2"	33.00 lbs


Versai 2-Rail Extended Picket (Residential)

US Item #	Description	Type	Height	Width	Weight
ORF46902VEPPR	46" h x 90.5" Versai 2 Rail Extended Picket Panel -Residential	Panel	46"	90 1/2"	34.00 lbs


Versai 3-Rail Extended Picket (Residential)

US Item #	Description	Height	Width	Weight
ORF46903VEPPR	46" h x 90.5" Versai 3 Rail Extended Picket Panel	46"	90 1/2"	40.00 lbs
ORF58903VEPPR	58" h x 90.5" Versai 3 Rail Extended Picket Panel	58"	90 1/2"	45.00 lbs
ORF70903VEPPR	70" h x 90.5" Versai 3 Rail Extended Picket Panel	70"	90 1/2"	52.00 lbs
ORF46043VEPGR	46" h x 46.5" oto Versai 3 Rail Extended Picket Gate	46"	46 1/2"	30.00 lbs
ORF58043VEPGR	58" h x 46.5" oto Versai 3 Rail Extended Picket Gate	58"	46 1/2"	38.00 lbs
ORF70043VEPGR	70" h x 46.5" oto Versai 3 Rail Extended Picket Gate	70"	46 1/2"	40.00 lbs
ORF46043VEPAG	46" h x 46.5" oto Versai 3 Rail ARCH Extended Picket Gate	46"	46 1/2"	31.00 lbs
ORF58043VEPAR	58" h x 46.5" oto Versai 3 Rail ARCH Extended Picket Gate	58"	46 1/2"	38.00 lbs
ORF70043VEPAG	70" h x 46.5" oto Versai 3 Rail ARCH Extended Picket Gate	70"	46 1/2"	40.00 lbs

2 Rail Flat Top/Bottom



3 Rail Extended Picket




Versai 3-Rail Pressed Spear (Residential)

US Item #	Description	Height	Width	Weight
C.T.O.	46" h x 90.5" Versai 3 Rail Pressed Spear Panel	46"	90 1/2"	40.00 lbs
C.T.O.	58" h x 90.5" Versai 3 Rail Pressed Spear Panel	58"	90 1/2"	45.00 lbs
ORF70903VPSPR	70" h x 90.5" Versai 3 Rail Pressed Spear Panel	70"	90 1/2"	52.00 lbs
ORF70043VPSGR	70" h x 46.5" oto Versai 3 Rail Pressed Spear Gate	70"	46 1/2"	40.00 lbs
ORF70043VPSAG	70" h x 46.5" oto Versai 3 Rail ARCH Pressed Spear Gate	70"	46 1/2"	40.00 lbs

Versai 3-Rail (V2) Pressed Spear

US Item #	Description	Height	Width	Weight
C.T.O.	46" x 90.5" V2 Panel - Pressed Spear (3-Rail)	46"	90 1/2"	68.00 lbs
C.T.O.	94" x 90.5" V2 Panel - Pressed Spear (3-Rail)	94"	90 1/2"	114.00 lbs



Versai Brackets

US Item #	Description	OC Spacing	Width	#/Bag	Weight
ORF104BRKT	EX-104 One-Direction Bracket	92-5/8" - 93-3/8"		6	0.80 lbs
ORF104SBRKT	EXS-104 One-Direction Swivel Bracket	92-5/8" - 93-3/8"		6	1.70 lbs
ORF204BRKT	EXW-204 Two-Direction Brackets	92-5/8" - 93-3/8"		3	0.80 lbs
ORF304BRKT	EXW-304 Three-Direction Brackets	92-5/8" - 93-3/8"		6	1.20 lbs
ORF10496BRKT	EX-104 96" OC Ext. One Direction Brackets	94-7/8" to 96"	96"	6	1.50 lbs
ORF20496BRKT	EXW-204 96" OC Ext. Two Direction Brackets	94-7/8" to 96"	96"	6	2.10 lbs
ORF30496BRKT	EXW-304 96" OC Ext. Three Direction Brackets	94-7/8" to 96"	96"	6	2.25 lbs

One-Direction



Two-Direction



V2 Fittings

US Item #	Description	Width	#/Bag	Weight
C.T.O.	2.5" X 2.5" Ornamental Black Dome Cap	2.5"		0.17 lbs
C.T.O.	3" X 3" Ornamental Black Dome Cap	3"		0.20 lbs
C.T.O.	Exterior One Direction Bracket (EX-106)		6	2.00 lbs
C.T.O.	Exterior Two Direction Bracket (EX-206)		6	2.00 lbs
C.T.O.	Exterior Three Direction Bracket (EX-306)		6	2.50 lbs

Exterior One-Direction



Dome Cap



Versai Ornamental Posts

US Item #	Description	Gauge	Height	Width	Weight
ORF27216POST	2" x 2" x 72" Black Ornamental Post	16	72"	2"	4.40 lbs
ORF28416POST	2" x 2" x 84" Black Ornamental Post	16	84"	2"	5.13 lbs
ORF29616POST	2" x 2" x 96" Black Ornamental Post	16	96"	2"	5.86 lbs
ORF210816POST	2" x 2" x 108" Black Ornamental Post	16	108"	2"	6.59 lbs
ORF25084POSTI	2-1/2" x 2-1/2" x 84" Black Ornamental Post	16	84"	2 1/2"	12.20 lbs
ORF25096POSTI	2-1/2" x 2-1/2" x 96" Black Ornamental Post	16	96"	2 1/2"	14.00 lbs
ORF25120POSTI	2-1/2" x 2-1/2" x 120" Black Ornamental Post	14	108"	2 1/2"	38.80 lbs
ORF25216BAPT	2" x 52" Square Post with Base Black	16	52"	2"	11.00 lbs
ORF26416BAPT	2" x 64" Square Post with Base - Black	16	64"	2"	12.10 lbs
ORF27416BAPT	2" x 74" Square Post with Base - Black	16	74"	2"	13.30 lbs

Plated (Left)
Standard (Right)



Versai Pressed Dome Caps

US Item #	Description	Width	Weight
ORF112DCAP	1 1/2" x 1 1/2" Black Post Cap	1 1/2"	0.05 lbs
ORF200DCAP	2" x 2" Black Post Cap	2"	0.13 lbs
ORF212DCAP	2 1/2" x 2 1/2" Black Post Cap	2 1/2"	0.13 lbs
ORF300DCAP	3" x 3" Black Post Cap	3"	0.20 lbs
OBK400CAP	4" x 4" Black Post Cap	4"	0.33 lbs
OBK600CAP	6" x 6" Black Post Cap	6"	0.45 lbs
ORF5858PLUG	5/8" x 5/8" Black Plastic Plug Cap	5/8"	0.01 lbs
ORF100PLUG	1" x 1" Black Plastic Plug Cap	1"	0.02 lbs
ORF112PLUG	1-1/2" x 1-1/2" Black Plastic Plug Cap	1 1/2"	0.04 lbs
ORF200PLUG	2" x 2" Black Plastic Plug Cap	2"	0.10 lbs

V1 Cap



Versai Gate Hinges

US Item #	Description	Width	Weight
C.T.O.	2" Gate Post Hinge (Pair)	2"	2.00 lbs
C.T.O.	2.5" Gate Post Hinge (Pair)	2.5"	2.50 lbs
C.T.O.	1.5" Gate Frame Hinge (Pair)	1.5"	2.00 lbs
C.T.O.	2" Gate Frame Hinge (Pair)	2"	2.00 lbs
C.T.O.	2.5" Gate Frame Hinge (Pair)	2.5"	2.50 lbs

Frame Hinge



Post Hinge



Versai Fork Latch

US Item #	Description	Width	Weight
C.T.O.	1.5" x 2" Fork Latch	2"	1.00 lbs
C.T.O.	1.5" x 2.5" Fork Latch	2.5"	1.50 lbs



Versai Lock & Latch

US Item #	Description	Weight
C.T.O.	Lock & Latch	5.00 lbs

Versai Gravity Latches


US Item #	Description	Width	Weight
C.T.O.	Gravity Latch Striker Plate 2"	2"	0.60 lbs
C.T.O.	Latch Arm 1.5" Frame	1.5"	0.70 lbs

Versai Gate Kit Hardware

US Item #	Description	Width	Weight
C.T.O.	1.5" x 1.5" Black Post Cap for Gate Uprights	1.5"	0.10 lbs
C.T.O.	1.5" Versai Gate Ells (6 Pairs)	1.5"	8.20 lbs


Fortress Fence Panels: Classic

US Item #	Description	Width	Weight
ORF7090PIPR	70" h x 90.5" w - Classic Flat Top - 2-Rail (Black)	90 1/2"	70.00 lbs
ORF7090EPPR	70" h x 90.5" w - Extended Picket Panel - 2-Rail (Black)	90 1/2"	48.00 lbs



Fortress Brackets: Classic

US Item #	Description	#/Bag	Width	Weight
ORHD104BRKT	HD-104-1"	4		0.64 lbs
ORHD041BRKT	AL-04-1"	4		0.60 lbs
ORSM081BRKT	SM-08-1"	4		0.67 lbs
ORF100BKTBK	Post Bracket for 1" Square Rail - Black		1"	0.23 lbs
ORF112BKTBK	Post Bracket for 1 1/2" Square Rail - Black		1 1/2"	0.45 lbs



Fortress Ornamental Gate Hardware

US Item #	Description	#/Bag	Length	Width	Weight
ORH1010STRBK	1" x 1" Black Clamp On Striker Latch		1"	1"	0.45 lbs
ORH1515STRBK	1-1/2" x 1-1/2" Black Clamp On Striker Latch		1 1/2"	1 1/2"	0.75 lbs
ORH2010STRBK	2" x 1" Black Clamp On Striker Latch		2"	1"	1.00 lbs
ORH2015STRBK	2" x 1 1/2" Black Clamp On Striker Latch		2"	1 1/2"	1.19 lbs
ORF150GTELL	1.5" Gate Ell (6 pair)	6			8.20 lbs
ORF1547GTUPB	1.5" x 47" Black Gate Upright			47"	5.20 lbs
ORF1549GTUPB	1.5" x 49" Black Gate Upright			49"	5.40 lbs
ORF1559GTUPB	1.5" x 59" Black Gate Upright			59"	6.50 lbs
ORF1571GTUPB	1.5" x 71" Black Gate Upright			71"	7.90 lbs



Striker Latch


Fortress Ornamental Square Fork Latches

US Item #	Description	Length	Width	Weight
ORHD1515FL	1-1/2" x 1-1/2" Black Square Fork Latch	1 1/2"	1 1/2"	0.70 lbs
ORHD1520FL	1-1/2" x 2" Black Square Fork Latch	2"	1 1/2"	0.80 lbs



Fortress Square Gate Frame Hinges

US Item #	Description	Length	Weight
GBK10058GFHI	1" x 5/8" Black Square Gate Frame Hinge	1"	0.59 lbs
GBK11258GFHI	1 1/2" x 5/8" Black Square Gate Frame Hinge	1 1/2"	0.76 lbs
ORHD112GFHR	1 1/2" Gate Frame Hinge - Residential (RH-FH-1.5")-Pair	1 1/2"	1.70 lbs



Fortress Square Posts

US Item #	Description	Height	Weight
C.T.O.	2.5" x 96" Post (16 ga) - FORTRESS	96"	30.00 lbs
C.T.O.	3" X 132" Post (12 ga) - FORTRESS	132"	52.30 lbs

Fortress Square Post Hinges

US Item #	Description	Length	Weight
GBK20058POST	2" x 5/8" Black Square Post Hinge	2"	1.28 lbs
GBK21258POST	2 1/2" x 5/8" Black Square Post Hinge	2 1/2"	1.46 lbs
ORHD200PSTR	2" Post Hinge - Black Residential (RH-MH-2") - Pair	2"	2.20 lbs
ORHD212PSTR	2-1/2" Post Hinge - Black Residential (RH-MH-2.5") - Pair	2 1/2"	2.60 lbs



Multi-Brand Ornamental Accessories



US Item #	Description	#/Bag	Weight
ORF58217BALBK	5/8" x #217 Black Quad Finial with Ball		0.10 lbs
ORFFLEURBK	Finial - Fleur De Lis 5/8" Black (Box of 20)	20	9.00 lbs
ORFQUADFBK	Finial - Quad 5/8" Black (Box of 20)	20	8.80 lbs
ORFTRIADBK	Finial - Triad 5/8" Black (Box of 20)	20	8.80 lbs
ORFRING	Versai Res Ring (Box of 10)	10	4.40 lbs
ORF500PBCVR	5" Post Base Cover (2 pc)	2	1.00 lbs

Black Quad Finial




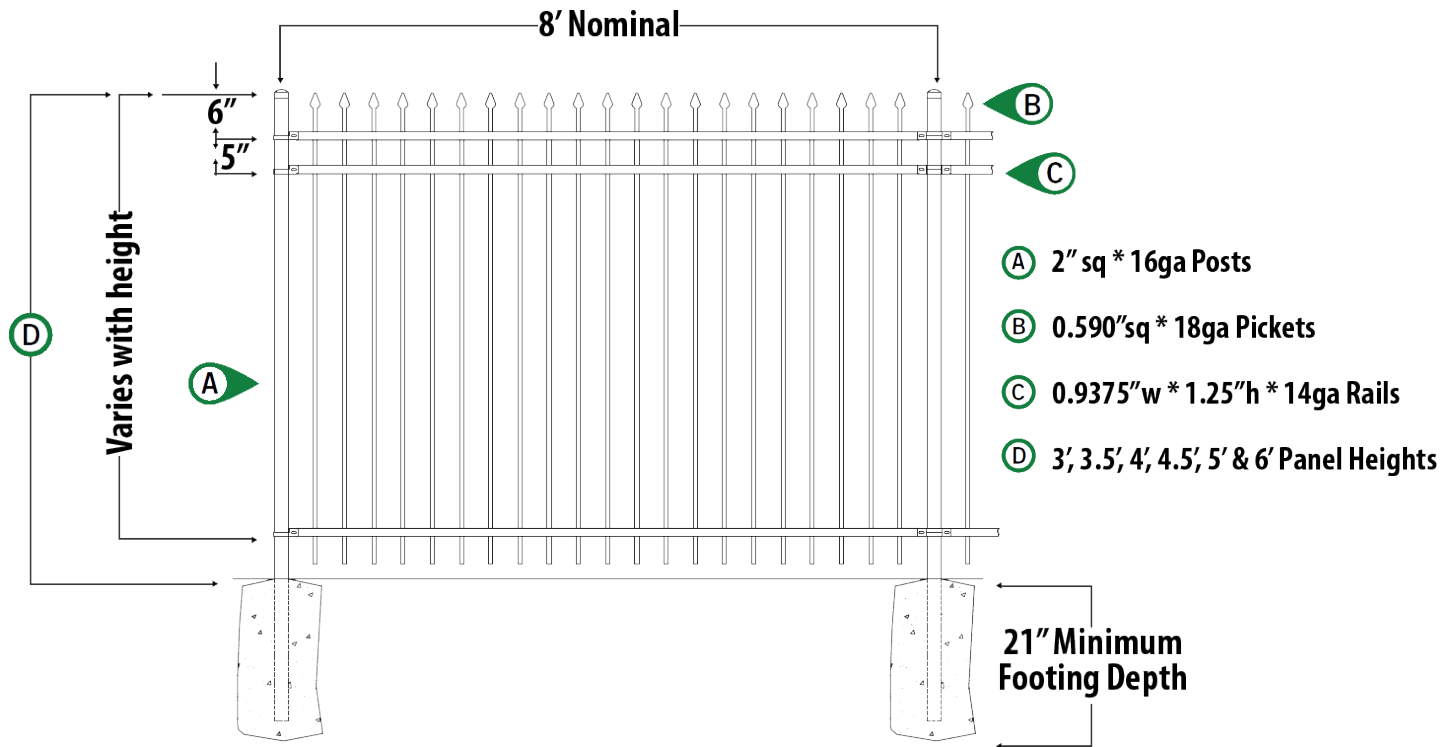
Proguard Metal Fencing

US Item #	Description	Length	Weight
PGFPSCAPBK	ProGuard Top Cap - One Post		0.59 lbs
PGFPDCAPBK	ProGuard Top Cap - Two Posts		0.76 lbs
PGFP2096BPST	ProGuard Fence Post (20ga)	96"	6.77 lbs
PGFP2080BPST	ProGuard Fence Rail (20ga)	60"	5.47 lbs
PGFP041066PMB	ProGuard Fence Sheet (24ga)	66"	17.42 lbs




Ameristar® Montage® 3-Rail

US Item #	Description	Weight
ORA04083MMJPB	4' x 8' Montage Majestic 3-Rail Panel Black - RMB346	42.00 lbs
ORA05083MMJPB	5' x 8' Montage Majestic 3-Rail Panel Black - RMB358	49.00 lbs
ORA06083MMJPB	6' x 8' Montage Majestic 3-Rail Panel Black - RMB370	55.00 lbs
ORA06083MCEPB	6' h x 8' w Montage Classic 3-Rail Ext 4" Gap Panel Black - RCB370	55.00 lbs
ORA4043MMGSB	4' h x 45" o Montage Majestic 3-Rail SWG Black - WMB346-48	28.00 lbs
ORA5043MMGSB	5' h x 45" o Montage Majestic 3-Rail SWG Black - WMB358-48	33.00 lbs
ORA6043MMGSB	6' h x 45" o Montage Majestic 3-Rail SWG Black - WMB370-48	38.00 lbs
ORA06043MPCSW	6 h x 45" o Montage Plus Classic 3-Rail SWG Black - WCB370-48	38.00 lbs

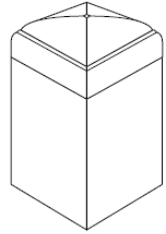


Classic (Left)
Majestic (Right)



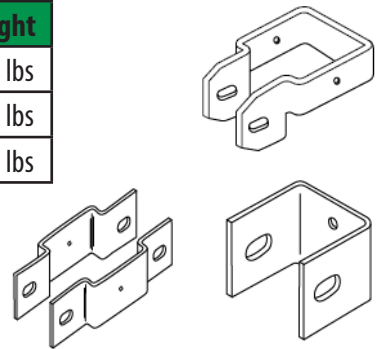
Ameristar® Montage® Posts

US Item #	Description	Weight
ORA2069POSTB	2" x 5'9" Square Post 16ga Black - WPB20069	10.00 lbs
ORA2081POSTB	2" x 6'9" Square Post 16ga Black - WPB20081	11.00 lbs
ORA2093POSTB	2" x 7'9" Square Post 16ga Black - WPB20093	13.00 lbs



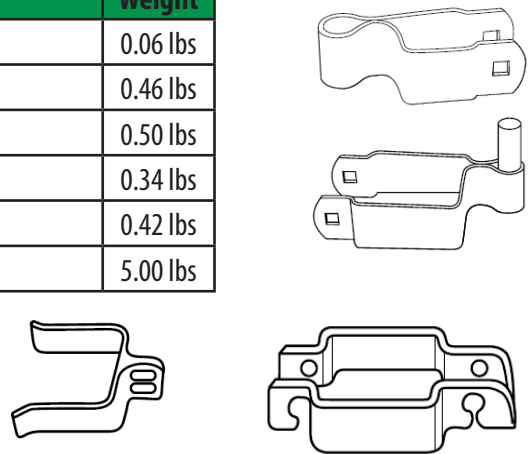
Ameristar® Montage® Brackets (Bag of 2)

US Item #	Description	Weight
ORAMUNIVBB	Montage Universal Bracket fits 2" Post Black - BB102R	0.38 lbs
ORAMOLINBB	Montage Line Bracket fits 2" Post Black - BB104R	0.73 lbs
ORAMOFTMBB	Montage Flat Mount Bracket fits 2" Post Black - BB102R	0.25 lbs



Ameristar® Gate Hardware

US Item #	Description	Weight
ORA114GFHIB	1-1/4" Square Gate Frame Hinge Black - HB404N	0.06 lbs
ORA200POSTB	2" Square Post Hinge Black - HB403N	0.46 lbs
ORA114LAHAB	1-1/4" Square Latch Hanger Black - HB301N	0.50 lbs
ORA114FORKB	1-1/4" Black Square Fork Only - HB401N	0.34 lbs
ORA200FORKB	2" Black Square Fork Latch - HB402N	0.42 lbs
ORA048CANE	48" Cane Bolt Black for Gates - HB316N	5.00 lbs




PRO LINK SUPPLY

Vinyl



A reminder that the colour codes (XX) for vinyl products are as follows, options vary per SKU:

	WH- WHITE		TN- TAN/ SAND		CY- CLAY
	DW- DARK WALNUT		DS- DARK SEQUOIA		WA- WEATHERED ASPEN
	SG- SLATE GREY		DF- DRIFTWOOD/ MESQUITE		CC- COASTAL CEDAR

2-Rail PVC Posts

US Item #	Description	Colour	Height	#/Bag
VL500060BP(XX)	5" x 5" x 5' Blank Post	DF,WH,TN,DW,CC,WA,CY,SG,DS	60"	54
VL500060PL(XX)	5" x 5" x 5' 2-Rail Line Post (0.135" wall)	DF,WH,TN,DW,CC,WA,CY,SG,DS	60"	54
VL500060PE(XX)	5" x 5" x 5' 2-Rail End Post (0.135" wall)	DF,WH,TN,DW,CC,WA,CY,SG,DS	60"	54
VL500060PC(XX)	5" x 5" x 5' 2-Rail Corner Post (0.135" wall)	DF,WH,TN,DW,CC,WA,CY,SG,DS	60"	54
VL500060PT(XX)	5" x 5" x 5' 2-Rail 3-way (0.135" wall)	DF,WH,TN,DW,CC,WA,CY,SG,DS	60"	54

3-Rail PVC Posts

US Item #	Description	Colour	Height	#/Bag
VL500078BP(XX)	5" x 5" x 6'6" Blank Post (0.135" wall)	DF,WH,TN,DW,CC,WA,CY,SG,DS	72"	54
VL500078PL(XX)	5" x 5" x 6'6" 3-Rail Line Post (0.135" wall)	DF,WH,TN,DW,CC,WA,CY,SG,DS	72"	54
VL500078PE(XX)	5" x 5" x 6'6" 3-Rail End Post (0.135" wall)	DF,WH,TN,DW,CC,WA,CY,SG,DS	72"	54
VL500078PC(XX)	5" x 5" x 6'6" 3-Rail Corner Post (0.135" wall)	DF,WH,TN,DW,CC,WA,CY,SG,DS	72"	54
VL500078PT(XX)	5" x 5" x 6'6" 3-Rail 3-way (0.135" wall)	DF,WH,TN,DW,CC,WA,CY,SG,DS	72"	54



2-Rail (Left)
3-Rail (Right)



4-Rail PVC Posts

US Item #	Description	Colour	Height	#/Bag
VL504078BP(XX)	5" x 5" x 72" Blank Post (0.135" wall)	DF,WH,TN,DW,CC,WA,CY,SG,DS	72"	54
VL504078PL(XX)	5" x 5" x 72" 4-Rail Line Post (0.135" wall)	DF,WH,TN,DW,CC,WA,CY,SG,DS	72"	54
VL504078PE(XX)	5" x 5" x 72" 4-Rail End Post (0.135" wall)	DF,WH,TN,DW,CC,WA,CY,SG,DS	72"	54
VL504078PC(XX)	5" x 5" x 72" 4-Rail Corner Post (0.135" wall)	DF,WH,TN,DW,CC,WA,CY,SG,DS	72"	54
VL504078PT(XX)	5" x 5" x 72" 4-Rail 3-way (0.135" wall)	DF,WH,TN,DW,CC,WA,CY,SG,DS	72"	54

Ranch Rails

US Item #	Description	Colour	Length	Weight	#/Bag
VL155516RL(XX)	1.5" x 5.5" x 16' Notched Ranch Rail (0.080" wall)	DF,WH,TN,DW,WA,DS	192"	13.00 lbs	120
VL500CFT-XX	5" external flat cap	DF,WH,TN,DW,WA,DS	5"		50



Privacy Panels & Gates

US Item #	Description	Colour	Height	Width
VL050611PP(XX)	5' h x 6' w Solid Privacy Panel	DF,WA	60"	60"
VL060611PP(XX)	6' h x 6' w Solid Privacy Panel	DF,WA	72"	72"
VL050811PP(XX)	5' h x 8' w Solid Privacy Panel	WH,TN,CY,SG,DF,WA	60"	96"
VL060811PP(XX)	6' h x 8' w Solid Privacy Panel	WH,TN,CY,SG,DF,WA	72"	96"
VLGT0604(XX)	6' h x 4' w Solid Privacy Single Gate	WH,TN,CY,SG,DF,DW,DA,WA	72"	48"
VLGT0606(XX)	6' h x 6' w Solid Privacy Single Gate	WH,TN,CY,SG,DF,DW,DA,WA	72"	72"

Panel includes 2-Pocket Rail; 2-U-Channel; 8-T&G Pickets & 1-Steel Rail Insert



Panels (Left)
Gates (Right)

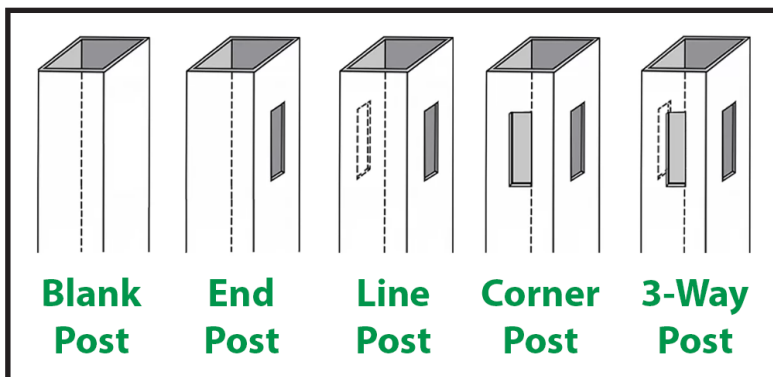


Blank Posts (0.135" Wall)

US Item #	Description	Colour	Height	Weight	#/Bag
VL400060BP(XX)	4" x 4" x 60" Blank Post	WH,TN	60"		55
VL400066BP(XX)	4" x 4" x 66" Blank Post	WH,TN	66"		55
VL400072BP(XX)	4" x 4" x 72" Blank Post	DF,WH,TN,CY,SG	72"	8.10 lbs	55
VL400096PB(XX)	4" x 4" x 96" Blank Post	DF,WH,TN,CY,SG	96"	10.80 lbs	
VL500060PB(XX)	5" x 5" x 60" Blank Post	DF,WH,TN,DW,CC,WA,CY,SG,DS	60"	8.60 lbs	54
VL500072PB(XX)	5" x 5" x 72" Blank Post	DF,WH,TN,DW,CC,WA,CY,SG,DS	72"	9.40 lbs	54
VL500078PB(XX)	5" x 5" x 78" Blank Post	DF,WH,TN,DW,CC,WA,CY,SG,DS	78"	10.20 lbs	54
VL500084BP(XX)	5" x 5" x 7' Blank Post (for 5' Fence)	WH,TN,CY,SG	84"		54
VL500096BP(XX)	5" x 5" x 8' Blank Post (for 6' fence)	WH,TN,CY,SG,DF,DW,DS,WA	96"		54
VL500084PB(XX)	5" x 5" x 84" Blank Post	DF,WH,TN,DW,CC,WA,CY,SG,DS	84"	11.00 lbs	54
VL500096PB(XX)	5" x 5" x 96" Blank Post	DF,WH,TN,DW,CC,WA,CY,SG,DS	96"	12.60 lbs	54
VL500108PB(XX)	5" x 5" x 108" Blank Post	DF,WH,TN,DW,CC,WA,CY,SG,DS	108"	14.20 lbs	54
VL500120PB(XX)	5" x 5" x 120" Blank Post	DF,WH,TN,DW,CC,WA,CY,SG,DS	120"	15.80 lbs	
VL500144PB(XX)	5" x 5" x 144" Blank Post	DF,WH,TN,DW,CC,WA,CY,SG,DS	144"	18.95 lbs	

Privacy Posts

US Item #	Description	Colour	Height	#/Bag
VL500084PL(XX)	5" x 5" x 7' Privacy Line Post (for 5' fence)	WH,TN,CY,SG,DF,DW,DS,WA	84"	54
VL500084PE(XX)	5" x 5" x 7' Privacy End Post (for 5' fence)	WH,TN,CY,SG,DF,DW,DS,WA	84"	54
VL500084PC(XX)	5" x 5" x 7' Privacy Corner Post (for 5' fence)	WH,TN,CY,SG,DF,DW,DS,WA	84"	54
C.T.O.	5" x 5" x 7' Privacy 3-Way Post (for 5' fence)	WH,TN,CY,SG	84"	54
VL500096PL(XX)	5" x 5" x 8' Privacy Line Post (for 6' fence)	WH,TN,CY,SG,DF,DW,DS,WA	96"	54
VL500096PE(XX)	5" x 5" x 8' Privacy End Post (for 6' fence)	WH,TN,CY,SG,DF,DW,DS,WA	96"	54
VL500096PC(XX)	5" x 5" x 8' Privacy Corner Post (for 6' fence)	WH,TN,CY,SG,DF,DW,DS,WA	96"	54
VL500096PT(XX)	5" x 5" x 8' Privacy 3-Way Post (for 6' fence)	WH,TN,CY,SG	96"	54



Privacy Panel Insert

US Item #	#/Bag
VLRAILSTEL	1




Privacy Panel Rails

US Item #	Description	Colour	Height	#/Bag
VL155571RL(XX)	1.5" x 5.5" x 71.5" Pocket Rail (.090 wall)	WH,TN,CY,SG,DF,DW,CC,WA,DS	71.5"	112
VL155595RL(XX)	1 1/2" x 5 1/2" x 95" Rail (.135 wall)	WH,TN,CY,SG,DF,DW,CC,WA,DS	95"	112
VL178871DR(XX)	1.75" x 8" x 71.5" Deco Pocket Rail	WH,TN,CY,SG,DF,DW,CC,WA,DS	71.5"	
VL178895DR(XX)	1.75" x 8" x 95" Deco Pocket Rail	WH,TN,CY,SG,DF,DW,CC,WA,DS	95"	



Gate Hardware

US Item #	Description	#/Bag
VLPADLATBK	Paddle Latch	20
VLHGNSNBK	Non Self-Closing Steel Hinge (Narrow to Narrow)	12
VLHGSCSNBK	Self-Closing Steel Hinge (Standard to Narrow)	20
GH024DROP	24" Drop Bolt	15



Vinyl Adhesive


US Item #	Description	#/Bag	Weight
VL150CRHG	1.5oz Tube - Clear Vinyl Adhesive	24	1.5oz
C.T.O.	5.25oz Tube - Clear Vinyl Adhesive	24	5.25oz
C.T.O.	8oz Tube - Christy's Red Hot PVC Glue	24	8oz



Vinyl Post Anchors & Ties

US Item #	Description	Colour
VL404024UNVB	4" x 4" x 24" Steel Universal Bracket	Galv
VL505024UNVB	5" x 5" x 24" Steel Universal Bracket	Galv
VL500TRT	5" Post Top Rail Tie (TRT)	Red
VLPTLVLCOL	Levelling Collar	Red

Post Top Rail Tie



Universal Bracket (Left)
Levelling Collar (Below)




Privacy Panel Components & Inserts

US Item #	Description	Colour/Material	Height	#/Bag
VL78059UC(XX)	.875" x 59" U-Channel	WH,TN,CY,SG,DF,DW,CC,WA,DS		70
VL60TGUCST	T & G Panel Stiffener 60" U-Channel -Steel	Galvanized Steel	60"	
VLRAILSTEL	1 1/2" x 5 1/2" x 8' Steel Rail Insert	Galvanized Steel	96"	
VL2358RSTEL	2" x 3 1/2" x 8' Steel Rail Insert	Galvanized Steel	96"	
VL4406LSTEL	4" x 4" x 6' Steel Post Insert	Galvanized Steel	72"	
VL5508LSTEL	5" x 5" x 8' Steel Post Insert	Galvanized Steel	96"	
C.T.O.	4" x 4" x 6' Aluminum H-Style Post inserts	Aluminum	72"	
C.T.O.	4" x 4" x 8' Aluminum H-Style Post inserts	Aluminum	96"	
VL5508HALUM	5" x 5" x 8' Aluminum H-Style Post inserts	Aluminum	96"	

Tools For Vinyl Fencing

US Item #	Description
TLVINYLNOT	Rail Notcher





Triple 4 Tongue & Groove Picket

US Item #	Description	Colour	Height	Width	Weight
VL781138TG(XX)	.875" x 11.3" x 38.25"	WH,TN,CY,SG,DF,DW,CC,WA,DS	38.25"	11.3"	3.75 lbs
VL781150TG(XX)	.875" x 11.3" x 50.25"	WH,TN,CY,SG,DF,DW,CC,WA,DS	50.25"	11.3"	4.00 lbs
VL781162TG(XX)	.875" x 11.3" x 62.25"	WH,TN,CY,SG,DF,DW,CC,WA,DS	62.25"	11.3"	4.30 lbs
VL781192TG(XX)	.875" x 11.3" x 192"	WH,TN,CY,SG,DF,DW,CC,WA,DS	192"	11.3"	13.30 lbs

Picket Panels

US Item #	Description	Type	Colour	Height
VL030678PP(XX)	3' h x 6' w Wide(3") Picket Panel	Wide	WH,TN	36"
VL420678PP(XX)	42" h x 6' w Wide(3") Picket Panel	Wide	WH,TN	42"
VL040678PP(XX)	4' h x 6' w Wide(3") Picket Panel	Wide	WH,TN	48"
VL030878PP(XX)	3' h x 8' w Wide(3") Picket Panel w/Rail Insert	Wide	WH,TN	36"
VL420878PP(XX)	42" h x 8' w Wide(3") Picket Panel w/Rail Insert	Wide	WH,TN	42"
VL040878PP(XX)	4' h x 8' w Wide(3") Picket Panel w/Rail Insert	Wide	WH,TN	48"
VL030612PP(XX)	3' h x 6' w Narrow(1 1/2") Picket Panel	Narrow	WH,TN	36"
VL420612PP(XX)	42" h x 6' w Narrow(1 1/2") Picket Panel	Narrow	WH,TN	42"
VL040612PP(XX)	4' h x 6' w Narrow(1 1/2") Picket Panel	Narrow	WH,TN	48"
VL030812PP(XX)	3' h x 8' w Narrow(1-1/2") Picket Panel w/Rail Insert	Narrow	WH,TN	36"
VL420812PP(XX)	42" h x 8' w Narrow(1-1/2") Picket Panel w/Rail Insert	Narrow	WH,TN	42"
VL040812PP(XX)	4' h x 8' w Narrow(1-1/2") Picket Panel w/Rail Insert	Narrow	WH,TN	48"



Semi-Privacy Posts

US Item #	Description	Type	Colour	Height	#/Bag
VL8405SL(XX)	5" x 5" x 7' Line Post (for 5' fence)	Line	WH,TN	7'	54
VL8405SE(XX)	5" x 5" x 7' End Post (for 5' fence)	End	WH,TN	7'	54
VL8405SC(XX)	5" x 5" x 7' Corner Post (for 5' fence)	Corner	WH,TN	7'	54
VL9605SL(XX)	5" x 5" x 8' Line Post (for 6' fence)	Line	WH,TN	8'	54
VL9605SE(XX)	5" x 5" x 8' End Post (for 6' fence)	End	WH,TN	8'	54
VL9605SC(XX)	5" x 5" x 8' Corner Post (for 6' fence)	Corner	WH,TN	8'	54

Picket Posts

US Item #	Description	Type	Colour	Height	#/Pallet
VL400060PL(XX)	4" x 4" x 5' Line Post (for 3' tall)	Line	WH,TN	60"	55
VL400060PE(XX)	4" x 4" x 5' End Post (for 3' tall)	End	WH,TN	60"	55
VL400060PC(XX)	4" x 4" x 5' Corner Post (for 3' tall)	Corner	WH,TN	60"	55
VL400066PL(XX)	4" x 4" x 5'6" Line Post (for 42" tall)	Line	WH,TN	66"	55
VL400066PE(XX)	4" x 4" x 5'6" End Post (for 42" tall)	End	WH,TN	66"	55
VL400066PC(XX)	4" x 4" x 5'6" Corner Post (for 42" tall)	Corner	WH,TN	66"	55
VL400072PL(XX)	4" x 4" x 6' Line Post (for 4' tall)	Line	WH,TN	72"	55
VL400072PE(XX)	4" x 4" x 6' End Post (for 4' tall)	End	WH,TN	72"	55
VL400072PC(XX)	4" x 4" x 6' Corner Post (for 4' tall)	Corner	WH,TN	72"	55

Scallop Picket Posts

US Item #	Description	Type	Colour	Height	#/Pallet
VL400060SL(XX)	4" x 4" x 5' Scallop Picket Line Post (for 3' tall)	Line	WH,TN	60"	55
VL400060SE(XX)	4" x 4" x 5' Scallop Picket End Post (for 3' tall)	End	WH,TN	60"	55
VL400060SC(XX)	4" x 4" x 5' Scallop Picket Corner Post (for 3' tall)	Corner	WH,TN	60"	55
VL400066SL(XX)	4" x 4" x 5'6" Scallop Picket Line Post (for 42" tall)	Line	WH,TN	66"	55
VL400066SE(XX)	4" x 4" x 5'6" Scallop Picket End Post (for 42" tall)	End	WH,TN	66"	55
VL400066SC(XX)	4" x 4" x 5'6" Scallop Picket Corner Post (for 42" tall)	Corner	WH,TN	66"	55
VL400072SL(XX)	4" x 4" x 6' Scallop Picket Line Post (for 4' tall)	Line	WH,TN	72"	55
VL400072SE(XX)	4" x 4" x 6' Scallop Picket End Post (for 4' tall)	End	WH,TN	72"	55
VL400072SC(XX)	4" x 4" x 6' Scallop Picket Corner Post (for 4' tall)	Corner	WH,TN	72"	55

Semi-Privacy Picket Panel

US Item #	Description	Type	Colour	Height
VL050878SP(XX)	5' h x 8' w Semi Privacy Panel (7/8" x 3" Picket)	Wide	WH,TN	60"
VL060878SP(XX)	6' h x 8' w Semi Privacy Panel (7/8" x 3" Picket)	Wide	WH,TN	72"
VL050812SP(XX)	5' h x 8' w Semi Privacy Panel (7/8" x 1-1/2" Picket)	Narrow	WH,TN	60"
VL060812SP(XX)	6' h x 8' w Semi Privacy Panel (7/8" x 1-1/2" Picket)	Narrow	WH,TN	72"
VL050816SP(XX)	5' h x 8' Semi Privacy Alternate 3" & 1-1/2" Picket Panel	Alternating	WH,TN	60"
VL060816SP(XX)	6' h x 8' Semi Privacy Alternate 3" & 1-1/2" Picket Panel	Alternating	WH,TN	72"



Scallop Picket Panels

US Item #	Description	Type	Colour	Height
VL030678PS(XX)	3' h x 6' w Scallop Wide(3") Picket Panel	Wide	WH,TN	36"
VL420678PS(XX)	42" h x 6' w Scallop Wide(3") Picket Panel	Wide	WH,TN	42"
VL040678PS(XX)	4' h x 6' w Scallop Wide(3") Picket Panel - White	Wide	WH,TN	48"
VL030878PS(XX)	3' h x 8' w Scallop Wide(3") Picket Panel w/Rail Insert	Wide	WH,TN	36"
VL420878PS(XX)	42" h x 8' w Scallop Wide(3") Picket Panel w/Rail Insert	Wide	WH,TN	42"
VL040878PS(XX)	4' h x 8' w Scallop Wide(3") Picket Panel w/Rail Insert	Wide	WH,TN	48"
VL030612PS(XX)	3' h x 6' w Scallop Narrow(1-1/2") Picket Panel	Narrow	WH,TN	36"
VL420612PS(XX)	42" h x 6' w Scallop Narrow(1-1/2") Picket Panel	Narrow	WH,TN	42"
VL040612PS(XX)	42" h x 6' w Scallop Narrow(1-1/2") Picket Panel	Narrow	WH,TN	48"
VL030812PS(XX)	3' h x 8' w Scallop Narrow (1-1/2") Picket Panel w/Rail Insert	Narrow	WH,TN	36"
VL420812PS(XX)	42" h x 8' w Scallop Narrow (1-1/2") Picket Panel w/Rail Insert	Narrow	WH,TN	42"
VL040812PS(XX)	4' h x 8' w Scallop Narrow (1-1/2") Picket Panel w/Rail Insert	Narrow	WH,TN	48"



Wide (Left)
Narrow (Right)





Arched Picket Posts

US Item #	Description	Type	Colour	Height
VL400060AL(XX)	4" x 4" x 5' Arched Picket Line Post (for 3' tall)	Line	WH,TN	60"
VL400060AE(XX)	4" x 4" x 5' Arched Picket End Post (for 3' tall)	End	WH,TN	60"
VL400060AC(XX)	4" x 4" x 5' Arched Picket Corner Post (for 3' tall)	Corner	WH,TN	60"
VL400066AL(XX)	4" x 4" x 5'6" Arched Picket Line Post (for 42" tall)	Line	WH,TN	66"
VL400066AE(XX)	4" x 4" x 5'6" Arched Picket End Post (for 42" tall)	End	WH,TN	66"
VL400066AC(XX)	4" x 4" x 5'6" Arched Picket Corner Post (for 42" tall)	Corner	WH,TN	66"
VL400072AL(XX)	4" x 4" x 6' Arched Picket Line Post (for 4' tall)	Line	WH,TN	72"
VL400072AE(XX)	4" x 4" x 6' Arched Picket End Post (for 4' tall)	End	WH,TN	72"
VL400072AC(XX)	4" x 4" x 6' Arched Picket Corner Post (for 4' tall)	Corner	WH,TN	72"

Arched Picket Panels

US Item #	Description	Type	Colour	Height
VL030678PA(XX)	36" h x 6' w Arched Wide(3") Picket Panel	Wide	WH,TN	36"
VL420678PA(XX)	42" h x 6' w Arched Wide(3") Picket Panel	Wide	WH,TN	42"
VL040678PA(XX)	48" h x 6' w Arched Wide(3") Picket Panel	Wide	WH,TN	48"
VL030878PA(XX)	36" h x 8' w Arched Wide(3") Picket Panel w/Rail Insert	Wide	WH,TN	36"
VL420878PA(XX)	42" h x 8' w Arched Wide(3") Picket Panel w/Rail Insert	Wide	WH,TN	42"
VL040878PA(XX)	48" h x 8' w Arched Wide(3") Picket Panel w/Rail Insert	Wide	WH,TN	48"
VL030612PA(XX)	36" h x 6' w Arched Narrow(1-1/2") Picket Panel	Narrow	WH,TN	36"
VL420612PA(XX)	42" h x 6' w Arched Narrow(1-1/2") Picket Panel	Narrow	WH,TN	42"
VL040612PA(XX)	48" h x 6' w Arched Narrow(1-1/2") Picket Panel	Narrow	WH,TN	48"
VL030812PA(XX)	36" h x 8' w Arched Narrow(1-1/2") Picket Panel w/Rail Insert	Narrow	WH,TN	36"
VL420812PA(XX)	42" h x 8' w Arched Narrow(1-1/2") Picket Panel w/Rail Insert	Narrow	WH,TN	42"
VL040812PA(XX)	48" h x 8' w Arched Narrow(1-1/2") Picket Panel w/Rail Insert	Narrow	WH,TN	48"



Flat Top Picket Panels

US Item #	Description	Type	Colour	Height
VL030678FT(XX)	36" h x 6' w Flat Top Wide(3") Picket Panel	Wide	WH,TN	36"
VL420678FT(XX)	42" h x 6' w Flat Top Wide(3") Picket Panel	Wide	WH,TN	42"
VL040678FT(XX)	4' h x 6' w Flat Top Wide(3") Picket Panel	Wide	WH,TN	48"
VL030878FT(XX)	36" h x 8' w Flat Top Wide(3") Picket Panel w/Rail Insert	Wide	WH,TN	36"
VL420878FT(XX)	42" h x 8' w Flat Top Wide(3") Picket Panel w/Rail Insert	Wide	WH,TN	42"
VL040878FT(XX)	4' h x 8' w Flat Top Wide(3") Picket Panel w/Rail Insert	Wide	WH,TN	48"
VL030612FT(XX)	36" h x 6' w Flat Top Narrow (1-1/2") Picket Panel	Narrow	WH,TN	36"
VL420612FT(XX)	42" h x 6' w Flat Top Narrow (1-1/2") Picket Panel	Narrow	WH,TN	42"
VL040612FT(XX)	4' h x 6' w Flat Top Narrow (1-1/2") Picket Panel	Narrow	WH,TN	48"
VL030812FT(XX)	36" h x 8' w Flat Top Narrow (1-1/2") Picket Panel w/Rail Insert	Narrow	WH,TN	36"
VL420812FT(XX)	42" h x 8' w Flat Top Narrow (1-1/2") Picket Panel w/Rail Insert	Narrow	WH,TN	42"
VL040812FT(XX)	4' h x 8' w Flat Top Narrow (1-1/2") Picket Panel w/Rail Insert	Narrow	WH,TN	48"

Flat Top Picket Posts

US Item #	Description	Type	Colour	#/Box
VL400060FL(XX)	4" x 4" x 5' Flat Top Picket Line Post (for 3' tall)	Line	WH,TN	55
VL400060FE(XX)	4" x 4" x 5' Flat Top Picket End Post (for 3' tall)	End	WH,TN	55
VL400060FC(XX)	4" x 4" x 5' Flat Top Picket Corner Post (for 3' tall)	Corner	WH,TN	55
VL400066FL(XX)	4" x 4" x 5'6" Flat Top Picket Line Post (for 42" tall)	Line	WH,TN	55
VL400066FE(XX)	4" x 4" x 5'6" Flat Top Picket End Post (for 42" tall)	End	WH,TN	55
VL400066FC(XX)	4" x 4" x 5'6" Flat Top Picket Corner Post (for 42" tall)	Corner	WH,TN	55
VL400072FL(XX)	4" x 4" x 6' Flat Top Picket Line Post (for 4' tall)	Line	WH,TN	55
VL400072FE(XX)	4" x 4" x 6' Flat Top Picket End Post (for 4' tall)	End	WH,TN	55
VL400072FC(XX)	4" x 4" x 6' Flat Top Picket Corner Post (for 4' tall)	Corner	WH,TN	55



Hollow Rail

US Item #	Description	Colour	Height	Weight
VL235072RL(XX)	2" x 3.5" x 72" Hollow Rail	DF,WH,TN,CY,SG	72"	4.20 lbs
VL235096RL(XX)	2" x 3.5" x 96" Hollow Rail	DF,WH,TN,CY,SG	96"	5.50 lbs
VL235144RL(XX)	2" x 3.5" x 144" Hollow Rail	DF,WH,TN,CY,SG	144"	9.65 lbs

Pickets

US Item #	Description	Colour	Height	Weight	#/Box
VL781216PK(XX)	.875" x 1-1/2" x 192" Pickets	DF,WH,TN,CY,SG	192"	2.80 lbs	
VL783192PK(XX)	.875" x 3" x 192" Pickets	DF,WH,TN,CY,SG	192"	4.00 lbs	
VL786144PK(XX)	.875" x 6" x 144" Pickets	DF,WH,TN,CY,SG	144"	6.00 lbs	
VL786192PK(XX)	.875" x 6" x 192" Pickets	DF,WH,TN,CY,SG	192"	8.00 lbs	
VL781216PK(XX)	7/8" x 1 1/2" x 192" Picket (.110" wall)	WH,TN	192"		112, 280
VL783192PK(XX)	7/8" x 3" x 192" Picket (.110" wall)	WH,TN	192"		112, 156

Post Caps

US Item #	Description	Type	Colour	#/Box
VL400CFT(XX)	4" External Flat Cap	External Flat	WH,TN	50
VL400CG0(XX)	4" Gothic Post Cap	Gothic	WH,TN	50
VL400CBL(XX)	4" Ball Post Cap	Ball Post	WH,TN	50
VL500CG0(XX)	5" Gothic Post Cap	Gothic	WH,TN	50
VL500CBL(XX)	5" Ball Post Cap	Ball Post	WH,TN	50



Gothic




Ball Cap



Flat Cap

Picket Caps

US Item #	Description	Colour	Width	#/Box
VL78112CDE(XX)	7/8" x 1-1/2" Dog Eared	WH,TN	1 1/2"	50
VL78300CDE(XX)	7/8" x 3" Dog Eared (Locking)	WH,TN	3"	50
VL78112CSP(XX)	7/8" x 1-1/2" Pointed	WH,TN	1 1/2"	50
VL78300CSP(XX)	7/8" x 3" Pointed (Locking)	WH,TN	3"	50



Rail Caps

US Item #	Description	Colour	Width	Weight	#/Box
VL2312ECXX	2" x 3 1/2" End Rail Cap	WH,TN	3 1/2"	2.80 lbs	
VL1555ECXX	1 1/2" x 5 1/2" End Rail Cap	WH,TN	5 1/2"	4.00 lbs	
VLSNAPCPXX	Snap Cap	WH,TN		6.00 lbs	1000



End Rail Cap (Left)
Snap Cap (Right)



PRO LINK SUPPLY

Wood



Cedar Split Rail Posts

US Item #	Description	Type	Height	Weight
WOSR002RLIN	5'4" 2 Rail Line Post (18")	Line	64"	23.00 lbs
WOSR002REND	5'4" 2 Rail End Post (18")	End	64"	23.00 lbs
WOSR002RCOR	5'4" 2 Rail Corner Post (18")	Corner	64"	25.00 lbs
WOSR003RLIN	6'6" 3 Rail Line Post (18")	Line	78"	29.00 lbs
WOSR003REND	6'6" 3 Rail End Post (18")	End	78"	29.00 lbs
WOSR003RCOR	6'6" 3 Rail Corner Post (18")	Corner	78"	29.00 lbs
WOSR003RBLK	6'6" 3 Rail Blank Post (18")	Blank	78"	29.00 lbs



2-Rail

Cedar Split Rails

US Item #	Description	Type	Length	Weight
WOSR008RAIL	8' Standard Rail (12-14")	Standard	96"	16.00 lbs
WOSR010RAIL	10' Standard Rail (12-14")	Standard	120"	20.00 lbs
WOSR010JUMB	10' Jumbo Rail (14-16")	Jumbo	120"	24.00 lbs
WOSR010BLNK	10' Blank Rail (12-14")	Blank	120"	20.00 lbs



Cedar Split Rail Gates & Hardware

US Item #	Description	Type	Height	Weight
WOSR242GATE	2 Rail x 42" Gate	2-Rail	42"	59.00 lbs
WOSR260GATE	2 Rail x 60" Gate	2-Rail	60"	87.00 lbs
WOSR342GATE	3 Rail x 42" Gate	3-Rail	42"	78.00 lbs
WOSR360GATE	3 Rail x 60" Gate	3-Rail	60"	111.00 lbs
WOSR034GAHI	3/4" dia. Gate Hinge	3/4"	3/4"	3.00 lbs
WOSR058GAHI	5/8" dia. Gate Hinge	5/8"	5/8"	3.40 lbs
WOSRLOADBL	Load Bearing Hatch	Hatch		6.90 lbs


2x4 Boards

US Item #	Description	Type	Width	Weight
WO248ROUG	2" x 4" x 8' Cedar Board - Rough	Rough	96"	11.00 lbs
WO2410ROUG	2" x 4" x 10' Cedar Board - Rough	Rough	120"	13.75 lbs
WO248SMTH	2" x 4" x 8' Cedar Board - Smooth	Smooth	96"	10.00 lbs




ProPost Steel Posts

US Item #	Description	Type	Height
PPF096BLK	96' Black ProPost	Black	96"
PPF096GALV	96" Galvanized ProPost	Galv	96"
PPF108BLK	108" Black ProPost	Black	108"
PPF108GALV	108" Galvanized ProPost	Galv	108"
PPF120GALV	108" Galvanized ProPost	Galv	120"



Pressure Treated Posts

US Item #	Description	Width	Weight
WO4188POST	4 1/8" x 4 1/8" x 8' Pressure Treated Post	96"	55.00 lbs
WO4189POST	4 1/8" x 4 1/8" x 9' Pressure Treated Post	120"	62.00 lbs



Round Wood Posts - Blunt or Pointed

US Item #	Description	Height	Length	Weight	#/Bundle
WO4507POST	4-5" Diameter x 7'	84"	4-5"	56.00 lbs	80
WO4508POST	4-5" Diameter x 8'	96"	4-5"	64.00 lbs	70
WO5607POST	5-6" Diameter x 7'	84"	5-6"	56.00 lbs	50
WO5608POST	5-6" Diameter x 8'	96"	5-6"	64.00 lbs	50
WO6707POST	6-7" Diameter x 7'	84"	6-7"	80.00 lbs	35
WO6708POST	6-7" Diameter x 8'	96"	6-7"	91.00 lbs	35
WO7807POST	7-8" Diameter x 7'	84"	7-8"	76.00 lbs	35



Wood Hinges

US Item #	Description	Length	Weight	#/Bundle
FW005HDZC	5" Flat Wood Hinges - Zinc	5"	1.65 lbs	12
FW006HDZC	6" Flat Wood Hinges - Zinc	6"	1.79 lbs	12
FW008THBK	8" Ornamental T-Hinge - Black	8"	2.51 lbs	20
GH008THHD	8" Traditional T-Hinge - Black HD	8"	2.75 lbs	20
GH008THHC	8" Contemporary T-Hinge - Black HD	8"	2.75 lbs	15
FG858STRP	8" x 5/8" Strap Hinge - Galvanized	8"	0.80 lbs	50
FWWDPOSTHG	Male Wood Post Hinge - Zinc		0.75 lbs	100



Male Wood Post Hinge


Post Cap

US Item #	Description	Weight	#/Bag
W00206CEDPC	2" x 6" x 6" Cedar Post Cap	2.30 lbs	42




2x4 Bracket

US Item #	Description	Weight	#/Bag
FW2040BRKT	Wood Bracket 2" x 4"	0.10 lbs	200



Latches

US Item #	Description	Colour	Weight
FWUNIVZINC	Universal Gate Latch - Zinc		0.50 lbs
FWUNIVBLCK	Universal Gate Latch - Black	Black	0.50 lbs
FWSLIDEBLK	Slide Action Latch - Black	Black	0.70 lbs
GHGRAVIHD	Gravity Latch - Heavy Duty		1.40 lbs
FW008GLHD	Gravity Latch HD w/Cable & O-ring		1.45 lbs
FWGATEFL	Wood Post Fork Latch - Black	Black	2.00 lbs
FWSTANDPLBK	Standard Post Latch - Black	Black	2.00 lbs
GHPOSTSTAN	Post Latch - Black	Black	2.55 lbs
GHPOSTCONT	Post Latch Contemporary - Black	Black	2.00 lbs
FW008TLBK	8" Ornamental Thumb Latch - Black	Black	2.41 lbs



Fork Latch (Left)
Grav Latch (Right)



Slide Action (Left)


LokkBolt

US Item #	Description	Weight	#/Bag
GH24LKBLB	24" LokkBolt - Black	2.70 lbs	10



Deluxe Cane Bolt Assembly

US Item #	Description	Height	Weight	#/Box
FW1858CBLK	18" Standard (5/8" dia) Cane Bolt - Black	18"	2.20 lbs	12
FW2458CBLK	24" Standard (5/8" dia) Cane Bolt - Black	24"	2.60 lbs	10
FW4858CBLK	48" Standard (5/8" dia) Cane Bolt - Black	48"	4.62 lbs	10



Wood-To-Steel Brackets



US Item #	Description	Length	Weight	#/Box
FW178AWRB	1 7/8" Adjustable Wood Rail Bracket	1 7/8"	0.75 lbs	50
FW238AWRB	2 3/8" Adjustable Wood Rail Bracket	2 3/8"	0.75 lbs	50
FW238WRB RB	2 3/8" Fixed Wood Rail Bracket	2 3/8"	0.75 lbs	50
FW278WRB	2 7/8" Fixed Wood Rail Bracket	2 7/8"	0.75 lbs	50
FW178CWRB	1 7/8" Corner Wood Rail Bracket	1 7/8"	1.50 lbs	25
FW238CWRB	2 3/8" Corner Wood Rail Bracket	2 3/8"	1.50 lbs	25
FWLEFTCWRB	2 3/8" End Clamp Wood Rail Bracket - Left	2 3/8"	1.00 lbs	50
FWRGHTCWRB	2 3/8" End Clamp Wood Rail Bracket - Right	2 3/8"	1.00 lbs	50
FW238GNB	2 3/8" Good Neighbor Bracket	2 3/8"	1.71 lbs	25
FG238WSA	2 3/8" Wood Steel Adaptor	2 3/8"	2.55 lbs	50




Adjustable (Top)
Fixed (Bottom)



End (Top)
Corner (Bottom)



Adaptor (Left)
Good Neighbor (Right)



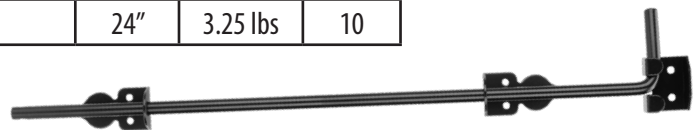
Gate Spring

US Item #	Description	Length	Weight	#/Box
FW013GSBK	13" Gate Spring - Black	13"	1.25 lbs	6




Drop Rod

US Item #	Description	Length	Weight	#/Box
GH024DROP	24" Drop Rod - Black	24"	3.25 lbs	10



PRO LINK SUPPLY

Other Accessories



Hog Rings

US Item #	Description	Colour	Length	Weight	#/lb	#/Box
FG1212HOGS	12 1/2 ga Hog Rings - Steel		1 7/8"	25.00 lbs	224	5600
FG009HOGS	9 ga Hog Rings - Steel		2 3/8"	25.00 lbs	84	2100
FG011HOGS	11 ga Hog Rings - Steel		2 3/8"	5.00 lbs	130	650
FG009HOGA	9 ga Hog Rings - Aluminum		2 7/8"	10.00 lbs	264	260, 2640
FBK009HOGS	9 ga Hog Rings - Steel (Black)	Black	1 7/8"	25.00 lbs	182	220, 4500
FBN009HOGS	9 ga Hog Rings - Steel (Brown)	Brown	2 3/8"	25.00 lbs	182	4500
FGN009HOGS	9 ga Hog Rings - Steel (Green)	Green	2 3/8"	25.00 lbs	182	4500




Straight Steel Ties

US Item #	Description	Weight
FG0712STIE	7" 12 ga Straight Steel Ties	50.00 lbs



Easy Twist Ties (1.2 oz)

US Item #	Description	Gauge	Length	Weight	#/Box
FG15811ETTGA	1 5/8" 11 ga Easy Twist Ties - Galv.	11	1 5/8"	0.02 lbs	1000
FG21211ETTGA	2 3/8" 11 ga Easy Twist Ties - Galv.	11	2 3/8"	0.02 lbs	1000
FG13819ETTGA	1 3/8" 9 ga Easy Twist Ties - Galv.	9	1 3/8"	0.02 lbs	1000
FG15819ETTGA	1 5/8" 9 ga Easy Twist Ties - Galv.	9	1 5/8"	0.02 lbs	1000
FG20019ETTGA	1 7/8" 9 ga Easy Twist Ties - Galv.	9	1 7/8"	0.02 lbs	1000
FG21219ETTGA	2 3/8" 9 ga Easy Twist Ties - Galv.	9	2 3/8"	0.02 lbs	1000
FG30019ETTGA	2 7/8" 9 ga Easy Twist Ties - Galv.	9	2 7/8"	0.02 lbs	500
FG31219ETTGA	3 1/2" 9 ga Easy Twist Ties - Galv.	9	3 1/2"	0.02 lbs	500
FG40019ETTGA	4" 9 ga Easy Twist Ties - Galv.	9	4"	0.02 lbs	500
FBK1389ETTVC	1 3/8" (9ga) Easy Twist Ties - Vinyl Coated (Black)	9	1 3/8"	0.02 lbs	500
FBK1589ETTVC	1 5/8" (9ga) Easy Twist Ties - Vinyl Coated (Black)	9	1 5/8"	0.02 lbs	500
FBK1789ETTVC	1 7/8" (9ga) Easy Twist Ties - Vinyl Coated (Black)	9	1 7/8"	0.02 lbs	500
FBK2389ETTVC	2 3/8" (9ga) Easy Twist Ties - Vinyl Coated (Black)	9	2 3/8"	0.03 lbs	500
FBK2789ETTVC	2 7/8" (9ga) Easy Twist Ties - Vinyl Coated (Black)	9	2 7/8"	0.04 lbs	500
FBK4009ETTVC	4" (9ga) Easy Twist Ties - Vinyl Coated (Black)	9	4"	0.05 lbs	500



Hooked Ties

US Item #	Description	Gauge	Colour	Length	Weight	#/Box	#/Pallet
FG1512TIES	6 1/2" - 12 ga Steel	12	Steel	6 1/2"	0.02 lbs	100	3000, 2000
C.T.O.	7 1/2" - 12 ga Steel	12	Steel	7 1/2"	0.02 lbs	100	2000
FG2312TIES	8 1/2" - 12 ga Steel	12	Steel	8 1/2"	0.024 lbs	100	2000
FG1511TIES	6 1/2" - 11 ga Steel	11	Steel	6 1/2"	0.03 lbs	100	2000
FG2311TIES	8 1/2" - 11 ga Steel	11	Steel	8 1/2"	0.033 lbs	100	2000
FG1509TIES	6 1/2" - 9 ga Steel	9	Steel	6 1/2"	0.034 lbs	100	1000
FG2309TIES	8 1/2" - 9 ga Steel	9	Steel	8 1/2"	0.043 lbs	100	1000
FG1709TIEAL	6 1/2" - 9 ga Aluminum	9	Steel	6 1/2"	0.014 lbs	100	3700
C.T.O.	7 1/2" - 9 ga Aluminum	9	Aluminum	7 1/2"	0.016 lbs	100	2000
FG2309TIEAL	8 1/4" - 9 ga Aluminum	9	Aluminum	8 1/2"	0.018 lbs	100	3100
C.T.O.	8 1/2" - 9 ga Aluminum	9	Aluminum	8 1/2"	0.018 lbs	100	2000
FG2709TIEAL	9 1/4" - 9 ga Aluminum	9	Aluminum	9 1/4"	0.02 lbs	100	3000, 2600
C.T.O.	10 1/2" - 9 ga Aluminum	9	Aluminum	10 1/2"	0.02 lbs	101	2000
FG1209TIEAL	12" - 9 ga. Aluminum	9	Aluminum	12"	0.03 lbs	100	2500
FBK1509TIES	6 1/2" - 9 ga Steel (Black)	9	Black	6 1/2"	0.04 lbs	100	2000
FBN1509TIES	6 1/2" - 9 ga Steel (Brown)	9	Brown	6 1/2"	0.04 lbs	100	2000
FBK2309TIES	8 1/2" - 9 ga Steel (Black)	9	Black	8 1/2"	0.05 lbs	100	1000
FBN2309TIES	8 1/2" - 9 ga Steel (Brown)	9	Brown	8 1/2"	0.05 lbs	100	1000
FBK1709TIEAL	6 1/2" - 9 ga Aluminum (Black)	9	Black	6 1/2"	0.02 lbs	100	2400
FGN1709TIEAL	6 1/2" - 9 ga Aluminum (Green)	9	Green	6 1/2"	0.02 lbs	100	2400
C.T.O.	7 1/2" - 9 ga Aluminum (Black)	9	Black	7 1/2"	0.02 lbs	100	2000
FBK2309TIEAL	8 1/2" - 9 ga Aluminum (Black)	9	Black	8 1/2"	0.02 lbs	100	2000, 1700
FGN2309TIEAL	8 1/2" - 9 ga Aluminum (Green)	9	Green	8 1/2"	0.02 lbs	100	1700



Turnbuckle

US Item #	Description	Weight	#/Box
FG386TRNI	3/8" x 6" Turnbuckle w/Galv Iron Body-Eye to Eye	0.76 lbs	50



Round Flanges

US Item #	Description	Length	Weight	#/Box
FG1712RFLN	1 7/8" Round Flange	1 7/8"	0.55 lbs	50
FG2312RFLN	2 3/8" Round Flange	2 3/8"	0.80 lbs	50




Aerosol Spray Cans

US Item #	Description	Colour	Weight	#/Box
PABRITE	12.5 oz Bright Zinc	Bright Zinc	1.00 lbs	12
PABLACK	12 oz Black Pearl Spray Paint	Black Pearl	1.00 lbs	12
PABROWN	12 oz Fence Brown Spray Paint	Brown	1.00 lbs	12
PAGREEN	12 oz New Fence Green Spray Paint	Green	1.00 lbs	12
C.T.O.	16 Oz. Cold Galvanized Spray Paint - Black	Black	1.00 lbs	




Cement Products

US Item #	Description	Type	Weight	#/Box
CM060CON	Concrete Mix - 60 lb Bag	Standard	60.00 lbs	56
CMPORTLAND	Portland Cement - 94 lb Bag	Portland	94.00 lbs	35
CMREADYSET	Readysset - 50 lb Pail	Readysset	50.00 lbs	36
CMQUICKSET	Quickset - 50 lb Bag	Quickset	50.00 lbs	56
CMQUIKR	Quik-Rok	Quik-Rok	52.50 lbs	27



Safety Top Cap

US Item #	Description	Length	Weight
SL400TCLY	Safety Top Cap - LITE (80'/bag) - Yellow	80'	25.00 lb
SL400TCYW	Safety Top Cap (40'/bag) - Yellow	40'	25.00 lbs



Slat - Channel Only

US Item #	Description	Weight
SLCHL (XX)	Channel for Slats	0.50 lbs

1/8" CableRail (4 1/4" Terminal-Metal, 7 1/2" Terminal-Wood)

US Item #	Description	Length
CR005MTL	5ft - 1/8" Standard Cable Assembly for Metal	5'
CR010MTL	10ft - 1/8" Standard Cable Assembly for Metal	10'
CR015MTL	15ft - 1/8" Standard Cable Assembly for Metal	15'
CR020MTL	20ft - 1/8" Standard Cable Assembly for Metal	20'
CR025MTL	25ft - 1/8" Standard Cable Assembly for Metal	25'
CR030MTL	30ft - 1/8" Standard Cable Assembly for Metal	30'
CR040MTL	40ft - 1/8" Standard Cable Assembly for Metal	40'
CR050MTL	50ft - 1/8" Standard Cable Assembly for Metal	50'
CR005WOOD	5ft - 1/8" Standard Cable Assembly for Wood	5'
CR010WOOD	10ft - 1/8" Standard Cable Assembly for Wood	10'
CR015WOOD	15ft - 1/8" Standard Cable Assembly for Wood	15'
CR020WOOD	20ft - 1/8" Standard Cable Assembly for Wood	20'
CR025WOOD	25ft - 1/8" Standard Cable Assembly for Wood	25'
CR030WOOD	30ft - 1/8" Standard Cable Assembly for Wood	30'
CR040WOOD	40ft - 1/8" Standard Cable Assembly for Wood	40'
CR050WOOD	50ft - 1/8" Standard Cable Assembly for Wood	50'



CableRail Accessories & Tools

US Item #	Description	Colour
CR038BVWS	3/8" id Stainless Steel Beveled Washers	Stainless Steel
CR932BVWS	9/32" id Stainless Steel Beveled Washers	Stainless Steel
CRENDCPSS(C)	CableRail Stainless Steel Caps (C)Crown	Stainless Steel
CRENDCPSS(D)	CableRail Stainless Steel Caps (D)Dome	Stainless Steel
CRENDCAP(BK)	CableRail End Cap (BK) Black	Black
CRENDCAP(BN)	CableRail End Cap (BN) Brown	Brown
CRENDCAP(BZ)	CableRail End Cap (BZ) Bronze	Bronze
CRENDCAP(GY)	CableRail End Cap (GY) Grey	Grey
CRENDCAP(WH)	CableRail End Cap (WH) White	White
CRRUBGROM	Rubber Grommets for 1/8" Cable	
TLCB018RELS	Cable Release Tool 1/8"	
TLCB316RELS	Cable Release Tool 3/16"	

Beveled Washers



Rubber Grommets



Cable Release Tool



PRO LINK SUPPLY

Tools



STOCKade Products

US Item #	Description	Weight	#/Box	#/P
TLST400CFPS	STOCKade ST4iNA2 - ST400i 9ga Cordless Fencing Stapler	17.65 lbs	1	12
AGST200PSTP	STOCKade SS4i50 - 2" 9ga Staple/Fuel Pack	22.04 lbs	1000	96
AGST134CSTP	STOCKade SS4i45 - 1 3/4" 9ga Staple/Fuel Pack	22.04 lbs	1000	96
AGST112CSTP	STOCKade SS4i40 - 1 1/2" 9ga Staple/Fuel Pack	17.08 lbs	1000	96
TLST400PFSG	STOCKade A12605 - ST400 9ga Pneumatic Fencing Stapler	20.00 lbs	1	12
AGST112PSTP	STOCKade SS4P40 - 1 1/2" 9ga Staples	17.08 lbs	1000	120
AGST134PSTP	STOCKade SS4P45 - 1 3/4" 9ga Staples	22.04 lbs	1000	120
AGST200PSTP	STOCKade SS4P50 - 2" 9ga Staples	22.04 lbs	1000	120
TLST315CFST	STOCKade A12315 - ST315i 10.5ga Cordless Stapler	14.55 lbs	1	12
TLST315STAP	STOCKade SS3i40B - 1 1/2" 10.5ga Staples	18.51 lbs	2100	140
TLSTMRT	STOCKade A10855 - Ringfast Manual Tool	1.15 lbs	1	N/A
FGSTMRG	STOCKade A10861 - Standard Ring Fasteners	2.20 lbs	1	100
TLSTPRT	STOCKade A10871 - Ringfast A515 Tool	3.09 lbs	1	10
FGSTPRG	STOCKade A10875 - Ringfast Clips	1.54 lbs	1000	100
TLSTSMATET	STOCKade A12506 - STAPLEmate Fencing Pliers	1.79 lbs	1	N/A



The ST400i drives 4mm diameter barbed post staples reliably and consistently, making fence construction more efficient, delivering productivity gains for farmers and fencing contractors. The advanced fuel injection system delivers optimal fuel dose every time, driving at a rate of 2 staples/second. The sequential trigger system provides accurate staple placement and improved operator safety so you can work with speed and confidence.



Fast reliable, and relatively effortless, the pneumatic Ringfast ringing tool produces fast, consistent rings, reducing manual effort and improving productivity. Designed with an ergonomic grip and balanced for comfortable operation, it comes fully equipped for use; just connect one of your hoses to the Ringfast tool and the other to the compressor.

Cement Products

US Item #	Description	Type	Weight	#/Box
CM060CON	Concrete Mix - 60 lb Bag	Standard	60.00 lbs	56
CMPORTLAND	Portland Cement - 94 lb Bag	Portland	94.00 lbs	35
CMREADYSET	Readysset - 50 lb Pail	Readysset	50.00 lbs	36
CMQUICKSET	Quickset - 50 lb Bag	Quickset	50.00 lbs	56
CMQUIKR	Quik-Rok	Quik-Rok	52.50 lbs	27



Post Pounders & Drivers

US Item #	Description	Weight	Unit
TLPOUNDSML	Small (T Post) Pounder	40.00 lbs	Each
TLPOUNDMED	4 1/2" x 24" Medium Post Pounder	50.00 lbs	Each
TLPOUNDLRG	6 5/8" x 24" Large Post Pounder	55.00 lbs	Each
TL0016POST	40 lb Post Driver	40.00 lbs	Each
TL0026POST	50 lb Post Driver	50.00 lbs	Each



Pliers

US Item #	Description	Length	Weight	Type
TL008RNDP	8" Round Nose Fence Pliers	8"	2.00 lbs	Round Nose
TL010RNDP	10" Round Nose Fence Pliers	10"	2.00 lbs	Round Nose
TL008CRES	8" Crescent Square Nose Fence Pliers	8"	1.50 lbs	Crescent Nose
TL010CRES	10" Crescent Square Nose Fence Pliers	10"	2.00 lbs	Crescent Nose
TLH0GLG	Large Hog Ring Pliers		2.00 lbs	Hog Ring-Large
TLH0GSL	Small Hog Ring Pliers		1.50 lbs	Hog Ring-Small

Hog Ring Pliers



Crescent (Left)
Round (Right)




Vogel Pipe Notchers

US Item #	Description	Weight
TL025VOGE	#25 Econo Arc-Fit Notcher	30.00 lbs
TL1400VOGE	#1400 Hand Press w/o Handle	35.00 lbs
TL2500CPSA	2500-CSP-SA Hydraulic Cage Style Power Unit	275.00 lbs
TL035VOGE	#35 Standard Housing	10.00 lbs
TLVOGELTHT	Vogel Triple Housing Turntable CSP-TBT	125.00 lbs



Pullers/Stretchers

US Item #	Description	Weight
TLWIREDOGS	Maasdam Wire Dog	3.00 lbs
TLPULJA	A-2.5 Pul-Jak	20.00 lbs
TLPULJB	B-2-2-1/2 Pul-Jak	20.00 lbs
TLPULJC	C-2-1/2 Reverse Pul-Jak	20.00 lbs
TLPULJREPK	Pul-Jak Repair Kit	12.00 lbs
TLCABLEPUL	Cable Pow'R-Pull (Maasdam)	12.00 lbs
TLSTRAPPUL	Strap Pow'R-Pull (Maasdam)	12.00 lbs
TLFENCESTR	Fence Stretcher	12.00 lbs
TLCLFENSTR	Chain Link Stretching Bar	17.00 lbs
TLGATESTRH	Gate Stretcher	1.87 lbs



Shovels/Diggers

US Item #	Description	Weight
TLFTSHV	Flat Head Shovel	8.00 lbs
TLRDSHV	Round Head Shovel	8.00 lbs
TL172HXDG	1" x 72" Hex Digger Bar	17.00 lbs
TLPERFEWHD	Perfection Wood Handle Digger	15.00 lbs
TLWODRH	Wood Replacement Handle	5.00 lbs
C.T.O.	1 1/4" x 72" Round Digger Bar	12.00 lbs



Collins E-Z Cutter®

US Item #	Description	Weight
TLEZCUTTER	Collins Electric E-Z Pipe Cutter	121.00 lbs
TLEZBLADE	Collins E-Z Cutter Replacement Blade	1.00 lbs
TLEZCFTSWI	Collins E-Z Cutter Foot Switch	5.50 lbs



Questions? Comments?

Please reach out to your nearest branch:

ProLink Supply Ltd.
23416 River Road
Maple Ridge, B.C. V2W 187
mapleridge@prolinksupply.com
(604) 466-8839

ProLink Supply Inc.
8100 Tacoma Mall Blvd
Tacoma, Washington 98499
sales@prolinksupply.com
(253) 244-7082

ProLink Idaho LLC
1412 Freedom Ave Ste B
Caldwell, Idaho 83605
caldwell@prolinksupply.com
(208) 776-5465

ProLink Oregon LLC
1885 16th Street SE
Salem, Oregon 97302
salem@prolinksupply.com
(503) 990-6455



HOURS OF OPERATION

March through November:
Monday through Friday 7:00 am to 4:30 pm.

December through February:
Monday through Friday 7:30 am to 4:00 pm.

Times subject to change.